



ATTACHMENTS

COUNCIL MEETING

18 AUGUST 2023

CONTENTS

ATTACHMENTS

9.1.1 -

9.1.1 (1) Site plan of Lot 91 (144) Grey Street, Kalbarri.....	2
9.1.2 (1) Existing Organisational Structure	3
9.1.2 (2) Proposed Organisational Structure Plan 2023.....	4
9.1.3 (1) Blue Holes Reinstatement Concept Plan.....	5
9.1.4 (1) Jacques Point Reinstatement Concept Plan.....	6
9.1.5 (1) North West Central Electorate Map	7
9.1.5 (2) Moore Electorate Map	8
9.1.5 (3) Mid West Electorate Map.....	9
9.1.5 (4) Geraldton Electorate Map.....	10
9.1.6 (1) Council Policy Template	11
9.1.6 (2) Management Policy Template	12
9.2.1 (1) Payment Listing to 18 August 2023	13
9.2.2 (1) Monthly Financial Statements to 31 July 2023	20
9.2.3 (1) Statutory Budget 2023-24.....	42
9.3.1 (1) Application Information - Mobile Food Vehicle “Kat-A-Chino”	79
9.3.2 (1) Location of Existing and Proposed Building Envelope.....	84
9.3.2 (2) Plans and Elevations of Proposed Single House Development.....	86
9.3.2 (3) Plans and Elevations of New Transportable Structure	88
9.3.3 (1) Application Information -Electric Vehicle Charging Station Kalbarri.....	90
9.3.4 (1) Site, Floor and Elevation Plans of Single House and Outbuilding	96
9.3.4 (2) Site Photos of Lot 91	101
9.3.5 (1) Delegated Planning Decisions – July 2023.....	107
9.4.1 (1) Building Approvals – July 2023.....	108
9.7.1 (1) Manager of Works and Technical Services – Works Crew Budget – Program and Progress Report (2022/2023) August 2023.....	109
9.7.2 (1) Main Roads Western Australia letter dated 19 July 2023. Locality Plan, Northampton Kalbarri Road 11.76slk. Main Roads Western Australia Land Dealing Plans 2360-040 and 2360-041	115

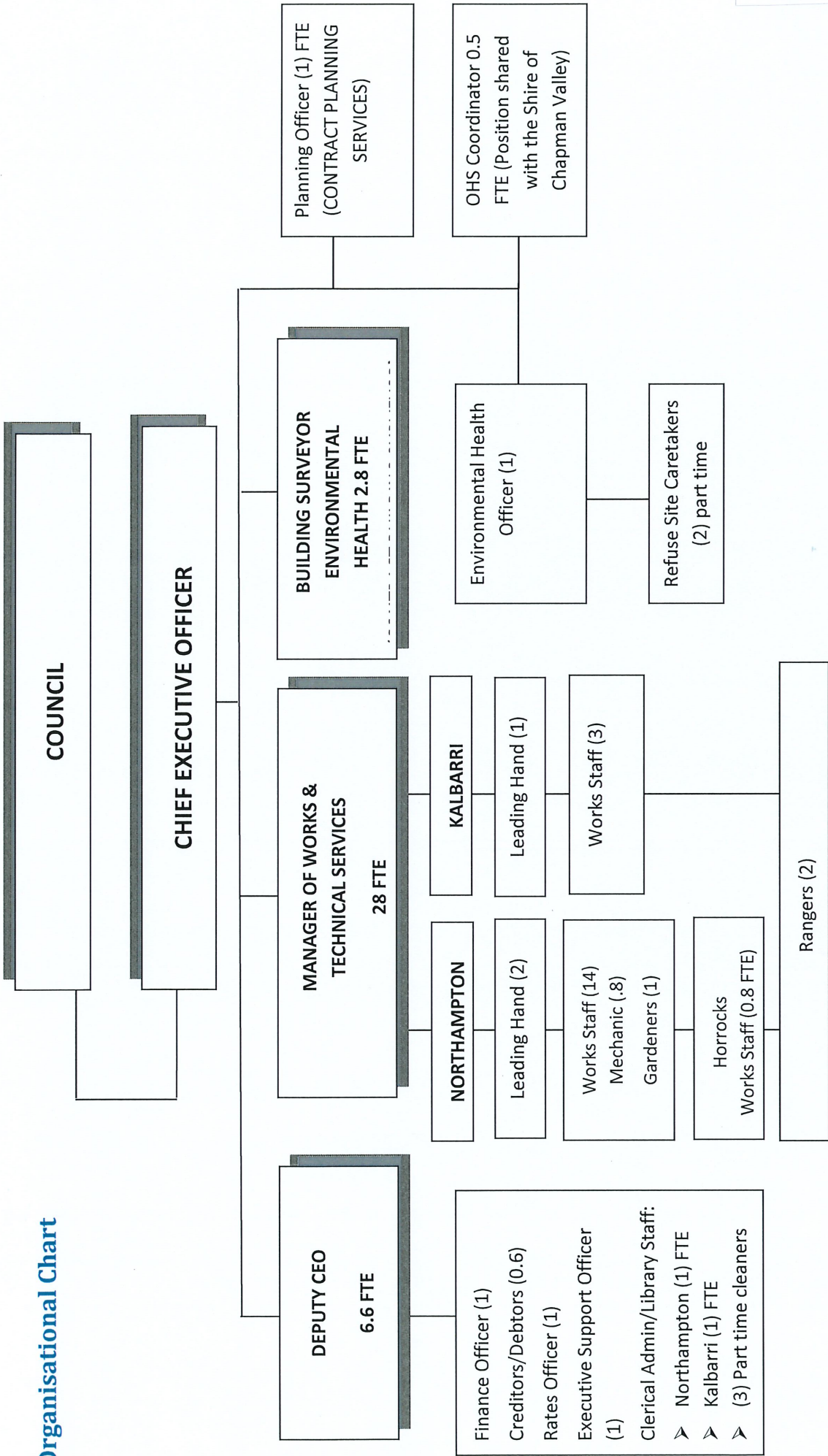
APPENDICES

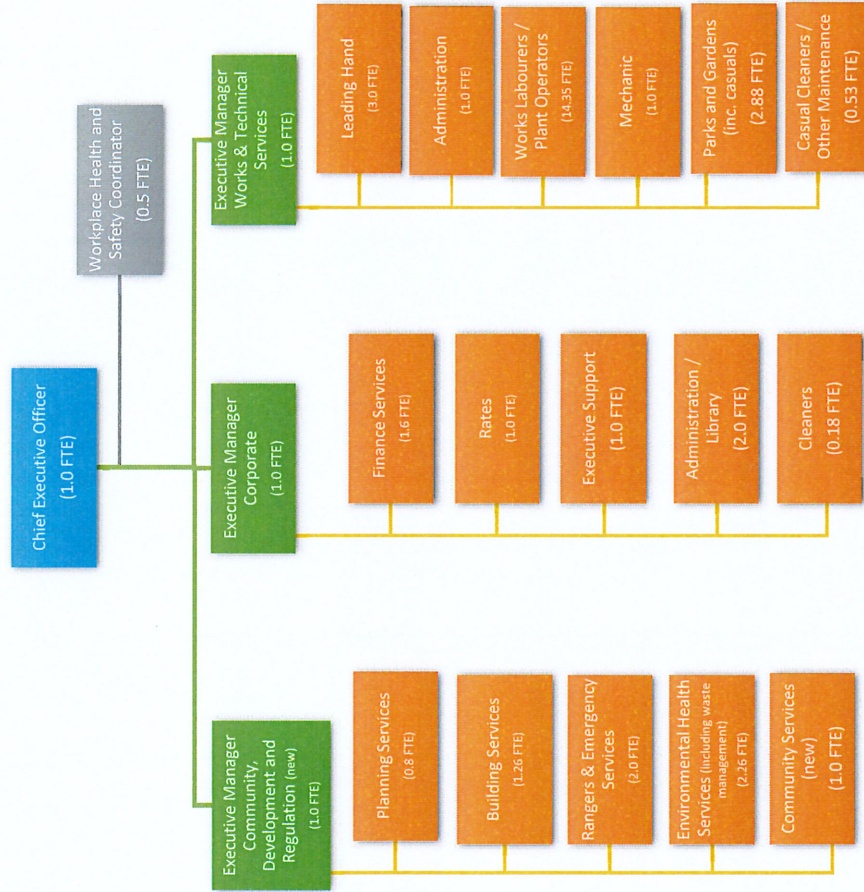
9.1.1

9.1.1(1) Agenda Report to Council 18 June 2021	1
9.3.1(1) Shire of Northampton Local Planning Scheme No.11 - Kalbarri	3
9.3.1(2) Kalbarri Townsite Strategy and Local Planning Policy <i>Mobile Food Vehicles</i>	5
9.3.2(1) Big River Ranch Subdivision Guide Plan – Ranch Court.....	8
9.3.2(2) Shire of Northampton Local Planning Scheme No.11 - Kalbarri	9
9.3.2(3) Local Planning Scheme <i>Repurposed and Second-hand Dwellings</i>	10
9.3.3(1) Shire of Northampton Planning Scheme No.11	12
9.3.3(2) Shire of Northampton Kalbarri Townsite Strategy.....	13
9.3.4(1) Residential Design Codes of WA (2021)	14
9.3.4(2) Shire of Northampton Local Planning Scheme No.10 - Northampton.	15
9.3.4(3) Local Planning Scheme <i>Repurposed and Second-hand Dwellings</i>	18



Organisational Chart





Proposed Shire of Northampton Organisational Structure – August 2023



Client	SHIRE OF NORTHAMPTON
Project	BLUE HOLES
Status	CONCEPT

Level	10	999	High Street Perth WA 6000
PO Box	3106	Perth WA 6032	Australia
Tel	08 9447 6000		
E	Perth@ghd.com	W	www.ghd.com

GHD

Level 10, 999 High Street Perth WA 6000
 PO Box 3106 Perth WA 6032 Australia
 Tel: 08 9447 6000
 E: Perth@ghd.com W: www.ghd.com

Project No. 1259502D-GHD-00-03-DRG-LA-00100

Rev: A1

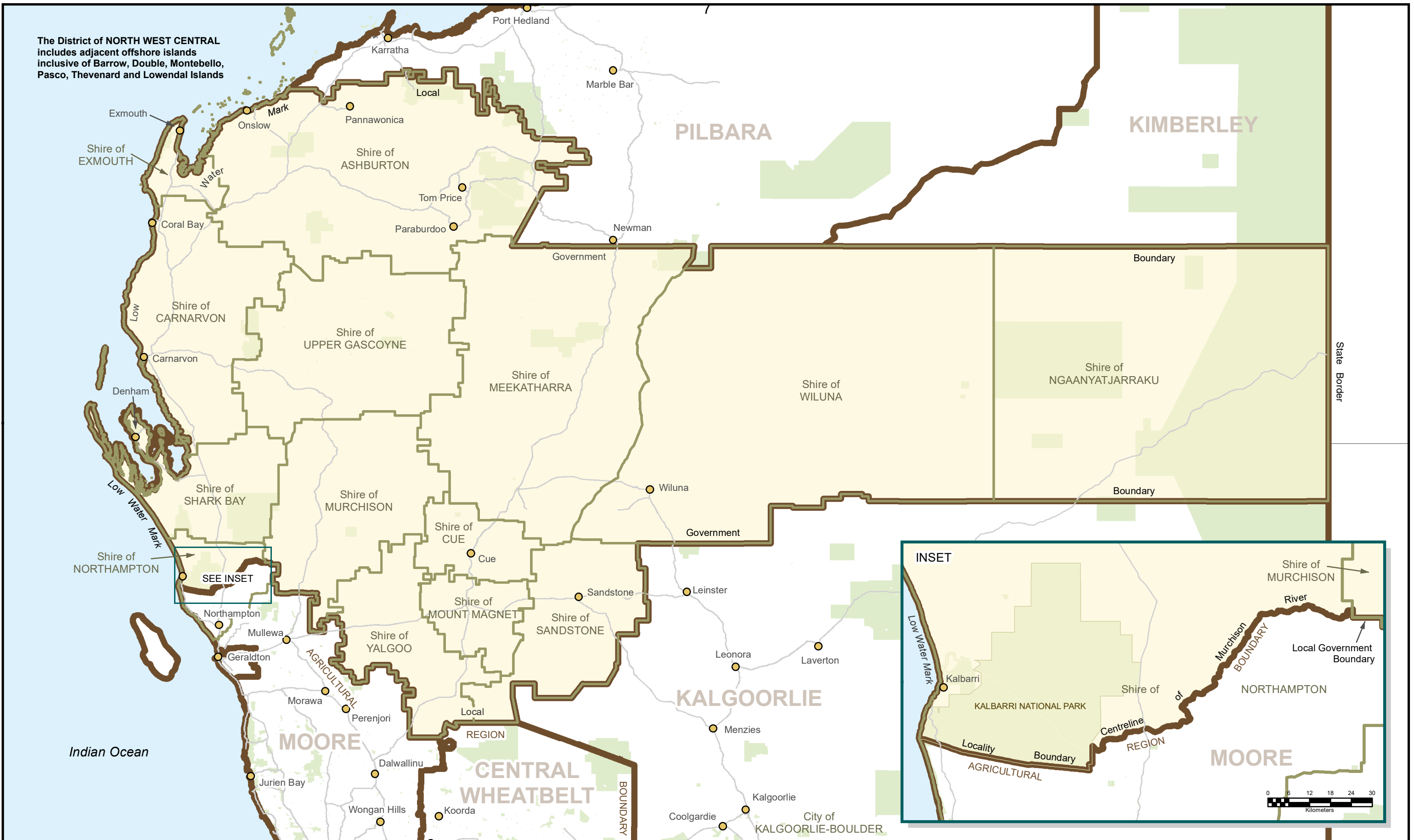
Rev	Description	Checked	Approved	Date
1	ISSUED FOR INFORMATION			
Author	D.PAIRE			
Designer				
Defining Check	S.DAVIES			
Design Check	A.KRAUSE			

File Name: N:\M\Perth\1259502D\1259502D-00-03-DRG-LA-00100.dwg
 Plot Date: 4 August 2023 - 3:42 PM
 Plotted by: Daniel Paire



 <p>Level 10, 100 Hay Street Perth WA 6000 PO Box 3100 Perth WA 6002 Australia T +61 8 9443 9000 F +61 8 9443 9001 E perth@ghd.com W www.ghd.com</p>		<p>Client SHIRE OF NORTHAMPTON</p> <p>Project JAKES POINT</p> <p>Shells CONCEPT</p>																									
<p>Level 10, 100 Hay Street Perth WA 6000 PO Box 3100 Perth WA 6002 Australia T +61 8 9443 9000 F +61 8 9443 9001 E perth@ghd.com W www.ghd.com</p>		<p>Drawn: JAKES POINT</p> <p>Drawn No: 12596020-GHD-00-04-BRG-LA-00100</p> <p>Rev: A</p>																									
<p>File Name: H:\AU\Perth\464646\1125862020\GHD\04\12596020-GHD-00-04-BRG-LA-00100.dwg</p> <p>Printed By: David Paine</p>		<p>Project No. www.ghd.com</p>																									
<p>NOT ISSUED FOR INFORMATION</p> <table border="1"> <thead> <tr> <th>Rev</th> <th>Description</th> <th>Checked</th> <th>Approved</th> <th>Date</th> </tr> </thead> <tbody> <tr> <td>Author</td> <td>DPHARE</td> <td></td> <td></td> <td></td> </tr> <tr> <td>Designer</td> <td>DPHARE</td> <td></td> <td></td> <td></td> </tr> <tr> <td></td> <td>Drifting Check</td> <td>S.DAVIES</td> <td></td> <td></td> </tr> <tr> <td></td> <td>Design Check</td> <td>A.RAULSE</td> <td></td> <td></td> </tr> </tbody> </table>			Rev	Description	Checked	Approved	Date	Author	DPHARE				Designer	DPHARE					Drifting Check	S.DAVIES				Design Check	A.RAULSE		
Rev	Description	Checked	Approved	Date																							
Author	DPHARE																										
Designer	DPHARE																										
	Drifting Check	S.DAVIES																									
	Design Check	A.RAULSE																									

The District of NORTH WEST CENTRAL includes adjacent offshore islands inclusive of Barrow, Double, Montebello, Pasco, Thevenard and Lowendal Islands



TENURE TYPE: CROWN
 PLAN PURPOSE: STATUTORY

PLAN OF: **District of NORTH WEST CENTRAL**
 MINING AND PASTORAL REGION
 WESTERN AUSTRALIA

ELECTORAL BOUNDARIES 2019

Western Australian Electoral Distribution Commission

LEGEND

- Electoral District
- Local Government
- Locality
- Reserve
- Waterway
- Road
- Townsite

Coastal districts include offshore island areas
 Mid-river centrelines are approximate only
 unless otherwise described

VALIDATION

Lodgement Date: 25/11/2019
 Gazetted Date: 27/11/2019
 Examined: 21/11/2019

Lead Consultant: *L. K. Home*
 Graphic Services

Landgate

GOVERNMENT OF WESTERN AUSTRALIA

DEPOSITED PLAN
418166

SHEET 1 OF 1

VERSION 1



TENURE TYPE: CROWN
 PLAN PURPOSE: STATUTORY
 PLAN OF: **District of MOORE**
 AGRICULTURAL REGION
 WESTERN AUSTRALIA

ELECTORAL BOUNDARIES 2019
 Western Australian Electoral Distribution Commission

LEGEND

- Electoral District
- Local Government
- Locality
- Reserve
- Waterway
- Road
- Townsite

Coastal districts include offshore island areas
 Mid-river centrelines are approximate only
 All road boundaries use road centrelines unless otherwise described

0 10 20 30 40 50

Attachments - Ordinary Meeting of Council - 18 August 2023

VALIDATION

Lodgement Date: 25/11/2019
 Gazettal Date: 27/11/2019
 Examined: *[Signature]* 21/11/2019
 Date

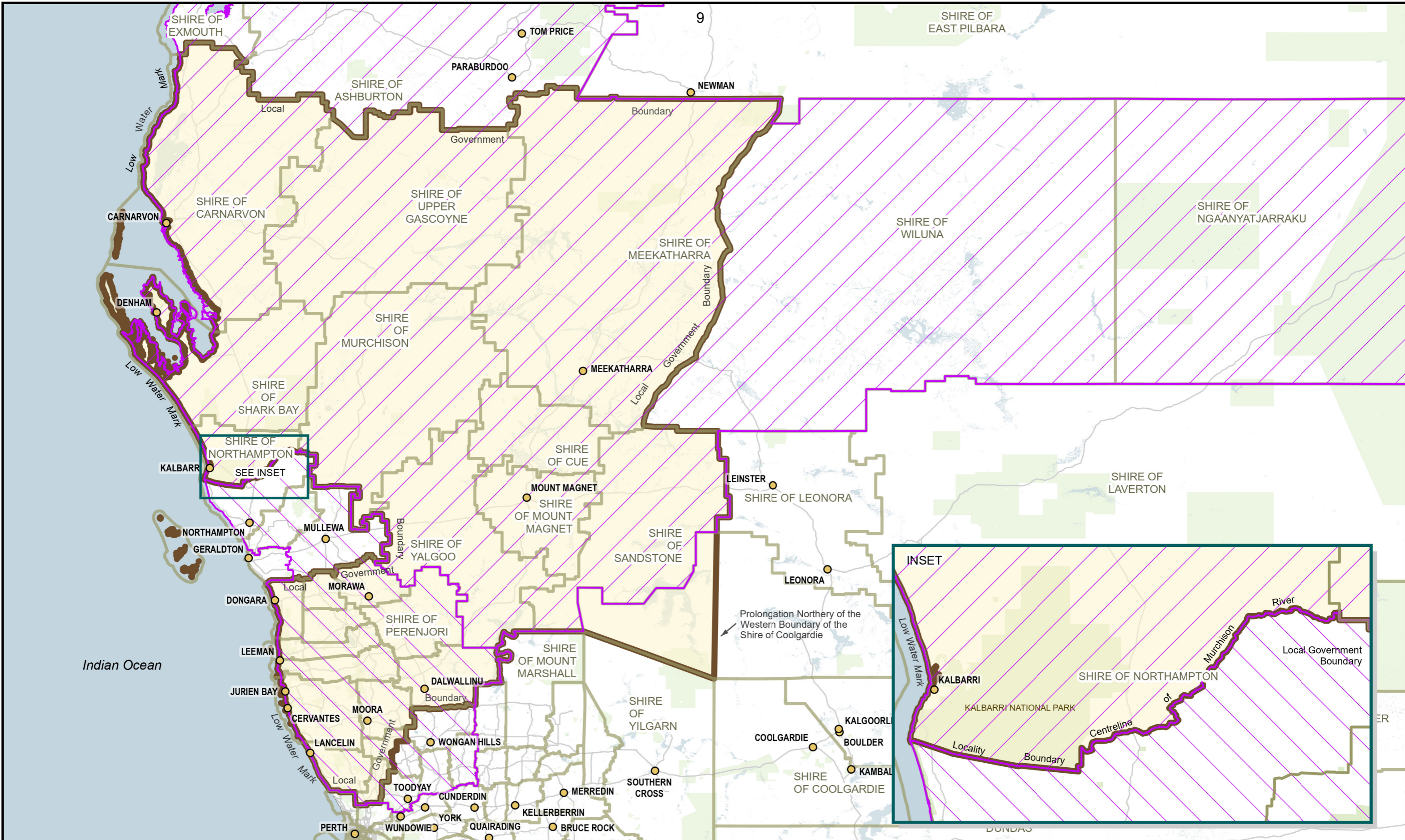
Landgate

GOVERNMENT OF WESTERN AUSTRALIA

DEPOSITED PLAN

418171

SHEET 1 OF 1 VERSION 1



Proposed Electoral Boundaries
 District of
Mid West

Electors: 24,256
 Deviation: 0.96%

Date Produced 20/07/2023




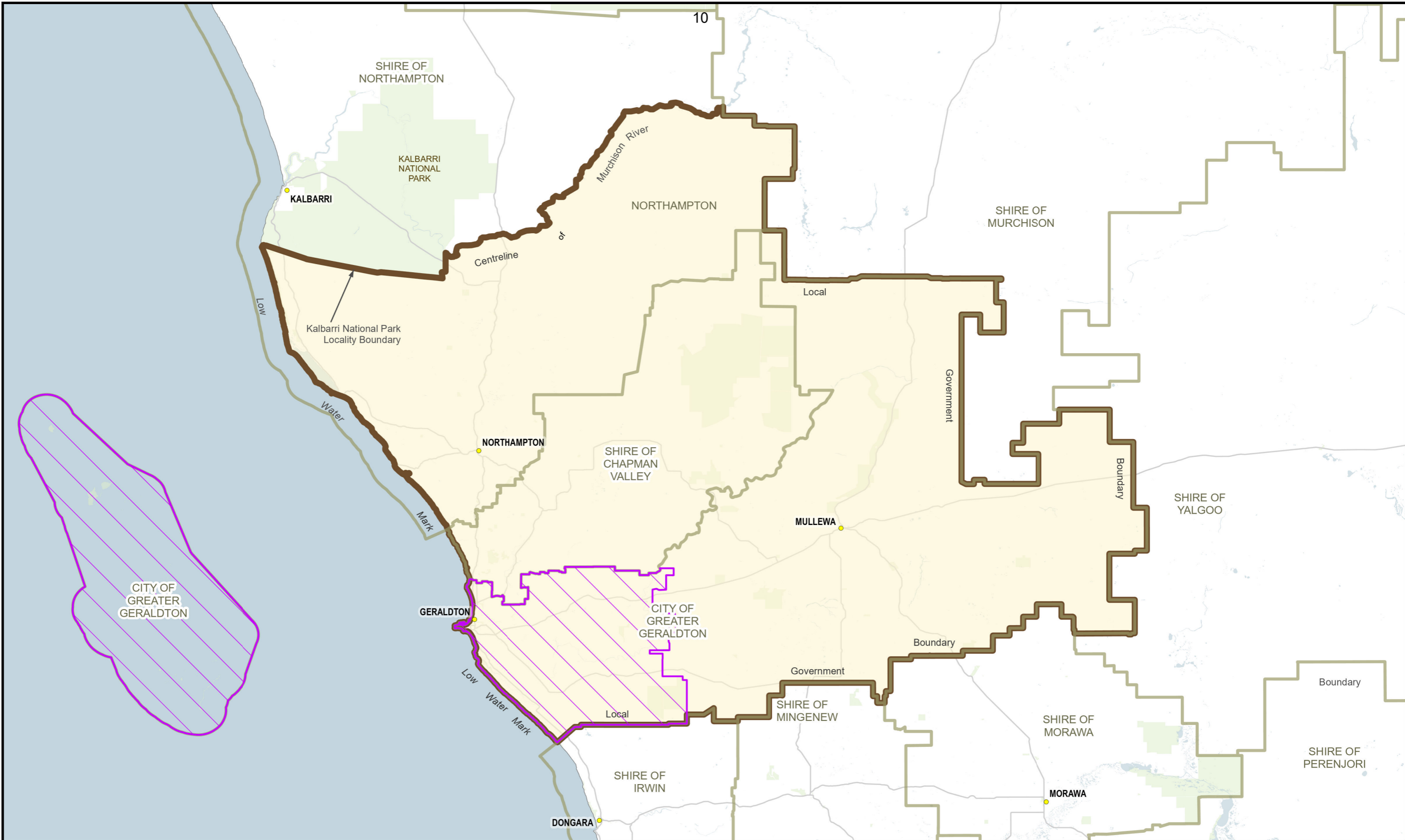
Scale: 1:4,435,092 @A3
 Latitude and Longitude based on Geocentric Datum of Australia 2020

Coastal districts include offshore island areas
 Mid-river centrelines are approximate only
 All road boundaries use road centrelines unless otherwise described

LEGEND

Proposed Electoral District	Reserve
Current Electoral District	Waterway
NAME Local Government	Road
NAME Locality	





Proposed Electoral Boundaries
District of Geraldton

Electors: 30,380
Deviation: -0.17%

Date Produced 20/07/2023



0 4.839.65 19.3 28.95 38.6 km
Scale: 1:930,390 @A3
Latitude and Longitude based on Geocentric Datum of Australia 2020
Coastal districts include offshore island areas
Mid-river centrelines are approximate only
All road boundaries use road centrelines unless otherwise described

LEGEND

Proposed Electoral District	Reserve
Current Electoral District	Waterway
Local Government	Road
Locality	

N
▲





Policy Area
Policy Number
Policy Name

Purpose

Policy Measures

Administration

This policy will be administered by the XXXX.

Adoption and Date Due for Revision

ADOPTED XXXX
REVIEWED XXXX

NEXT DUE FOR REVIEW XXXX

The Administration of this Policy is by XXXX.



MANAGEMENT POLICY
(Policy Area) – (Policy Name)

Applicable Council Policy

Background

Policy Measures

Policy Number

Policy Version

Policy Owners

Adoption Date

Date Reviewed

Next Review Due

Adoption by Executive Management Team

Position	Signature	Date
Executive Manager Corporate Services		
Executive Manager Works and Technical Services		
Executive Manager Community, Development & Regulation		
Chief Executive Officer		



ACCOUNTS FOR PAYMENT

@ 18 August 2023

MUNICIPAL FUND CHEQUES

Chq #	Date	Name	Description	Amount
22397	11-07-2023	PETTY CASH - NORTHAMPTON	PETTY CASH RECOUP	155.10
22398	18-07-2023	GERALDTON MOWER & REPAIR SPECIALISTS	MOWER REPAIRS	104.00
22399	18-07-2023	SHIRE OF NORTHAMPTON	BRB/BCTIF COMMISSION JUNE 2023	139.80
				<u>\$398.90</u>

ELECTRONIC FUND TRANSFERS – MUNICIPAL ACCOUNT

EFT #	Date	Name	Description	Amount
EFT25144	10-07-2023	RICHARD BURGESS	COUNCILLOR FEES JUNE 2023	2654.46
EFT25145	10-07-2023	HAYLEY R WILLIAMS DEVISE URBAN PLANNING	PLANNING SERVICES	3575.00
EFT25146	10-07-2023	TREVOR GRAEME GIBB	COUNCILLOR FEES JUNE 2023	2782.66
EFT25147	10-07-2023	TIM HAY	COUNCILLOR FEES JUNE 2023	1728.22
EFT25148	10-07-2023	ROBERT HORSTMAN	COUNCILLOR FEES JUNE 2023	3013.86
EFT25149	10-07-2023	DESMOND RAY PIKE	COUNCILLOR FEES JUNE 2023	1800.00
EFT25150	10-07-2023	ROSLYN SUCKLING	COUNCILLOR FEES JUNE 2023	1965.35
EFT25151	10-07-2023	ELEANOR ELIZABETH SUDLOW	COUNCILLOR FEES JUNE 2023	3924.75
EFT25152		Cancelled		
EFT25153	18-07-2023	KALBARRI IGA	ALLEN CENTRE SUPPLIES	96.74
EFT25154	18-07-2023	AUSTRALIA POST	POSTAGE	162.59
EFT25155	18-07-2023	BABA MARDIA ROAD SERVICES	GREY/SMITH, HKS RD TRAFFIC CONTROL	21913.45
EFT25156	18-07-2023	BENARA NURSERIES	GARDENS PLANTS	795.09
EFT25157	18-07-2023	BLUESTAR EARTHMOVING	BINNU EAST ROAD EXCAVATOR HIRE	10714.00
EFT25158	18-07-2023	BRUCE ROCK ENGINEERING	TRUCK PARTS	270.57
EFT25159	18-07-2023	BUILDING AND CONSTRUCTION INDUSTRY TRAINING FUND	BCITF JUNE 2023	3124.19
EFT25160	18-07-2023	BUNNINGS (GERALDTON WAREHOUSE)	RAKE PL RES PLANTS	405.27
EFT25161	18-07-2023	ANDREW CAMPBELL	REIMBS PAINT, ACCOMM, MOB	965.56
EFT25162	18-07-2023	CITY OF GREATER GERALDTON	REFUSE DISPOSAL - MERU	17284.80
EFT25163	18-07-2023	CLEANAWAY OPERATIONS PTY LTD	DOM/COMM 240LT REFUSE COLL/FRONT LIFTS	43307.02
EFT25164	18-07-2023	COASTAL ELECTRICAL & SOLAR	KALB VARIOUS ELECTRICAL	2097.44
EFT25165	18-07-2023	BOC GASES AUSTRALIA	INDUSTRY GASES	216.50
EFT25166	18-07-2023	WINC AUSTRALIA PTY LTD	P/COPIER MTCE	1654.63
EFT25167	18-07-2023	CORSIGN WA PTY LTD	SIGNS	3958.90
EFT25168	18-07-2023	TEAM GLOBAL EXPRESS PTY LTD	FREIGHT	16.31

EFT #	Date	Name	Description	Amount
EFT25169	18-07-2023	ECO-FLORA CRANE, TRUCK & EXCAVATOR SERVICES	KAL MTCE TRUCK WELD/PAINT	2500.00
EFT25170	18-07-2023	ELDERS RURAL SERVICES AUSTRALIA L	TOILET PAPERS, SPRAYS, FERTILISERS	8353.67
EFT25171	18-07-2023	ENGIN	TELEPHONE CHARGES	317.99
EFT25172	18-07-2023	DEPARTMENT OF MINES, INDUSTRY REGULATION AND SAFETY	BRB JUNE 2023	113.30
EFT25173	18-07-2023	FENN PLUMBING & GAS	CHINAMANS TOILET PLUMBING	837.10
EFT25174	18-07-2023	FORPARK AUSTRALIA	KALB OVAL SWING SEATS	739.20
EFT25175	18-07-2023	FREEMANS LIQUID WASTE PTY LTD	LIONS PK TOTS PUMP OUT SEPTICS	1692.50
EFT25176	18-07-2023	GERALDTON BRICK	ALLEN CENTRE FOOTPATH SUNSET PAVERS	9684.40
EFT25177	18-07-2023	ATOM GERALDTON	HORROCKS BFB SEALANT	98.56
EFT25178	18-07-2023	GERALDTON FUEL COMPANY PTY LTD	FUEL CARD PURCHASES	768.14
EFT25179	18-07-2023	GHD PTY LTD	DISASTERY RECOVERY WORKS KALB	21439.41
EFT25180	18-07-2023	THINK WATER GERALDTON	WHEEL OF MAY PIPE FITTINGS	151.25
EFT25181	18-07-2023	GREENFIELD TECHNICAL SERVICES	GREY/SMITH STS PROJECT MANAGEMENT ASPHALT SEALS	55050.88
EFT25182	18-07-2023	GREAT SOUTHERN FUEL SUPPLY	DEPOT BOWSERS/FUEL CARDS	33393.26
EFT25183	18-07-2023	C + J HANSON PLUMBING CONTRACTORS	HCKS TOILETS REPLACE CISTERNS	2371.74
EFT25184	18-07-2023	HOSEY'S CONTRACTING	NCC FENCING REMOVAL	1837.00
EFT25185	18-07-2023	INSTANT RACKING & SHELVING	NTON DEPOT SHELVING	280.00
EFT25186	18-07-2023	JMH MECHANICAL SERVICES	BACKHOE AIR FILTER/HOSES	1341.53
EFT25187	18-07-2023	SCOTT ALEXANDER JONES	PT GREGORY MOWING	830.00
EFT25188	18-07-2023	KALBARRI EXPRESS FREIGHT	FREIGHT	141.68
EFT25189	18-07-2023	BP KALBARRI	HARDWARE/FUEL	606.79
EFT25190	18-07-2023	KALBARRI WAREHOUSE	HARDWARE/BOOTS	436.20
EFT25191	18-07-2023	KALBARRI NEWSAGENCY	STATIONERY/HAT	70.80
EFT25192	18-07-2023	KEMPTON ELECTRICAL CONTRACTING	VARIOUS ELECTRICAL REPAIRS	514.80
EFT25193	18-07-2023	KALBARRI SITEWORKS	KALB NEW KERBING BACKFILL	1716.00
EFT25194	18-07-2023	LIGHT MY FIRE PIT	FIRE PIT	2335.00
EFT25195	18-07-2023	ROBERT MCKENZIE	REIMB RANGER UNIFORMS	357.61
EFT25196	18-07-2023	MCLEODS BARRISTERS & SOLICITORS	LEGAL FEES	539.00

EFT #	Date	Name	Description	Amount
EFT25197	18-07-2023	LGRCEU	PAYROLL DEDUCTIONS	41.00
EFT25198	18-07-2023	GERALDTON TOYOTA	PRADO KEY BATTERY	14.59
EFT25199	18-07-2023	MIDWEST KERBING	KAL/GREY STS KERBING	48730.00
EFT25200	18-07-2023	MOOREVIEW PLANTS & TREES	NTON LIONS PARK PLANTS	250.00
EFT25201	18-07-2023	KEVIN JOHN MOSS	REIMBURSE CROSSOVER	500.00
EFT25202	18-07-2023	NAPA	HARDWARE	545.86
EFT25203	18-07-2023	NORTHAMPTON IGA	GOODS/REFRESHMENTS	280.52
EFT25204	18-07-2023	NORTHAMPTON COMMUNITY CENTRE	NCC FUNTION ROOM HIRE STAFF TRAINIING	75.00
EFT25205	18-07-2023	NORTHAMPTON NEWSAGENCY	STATIONERY, NEWSPAPERS	808.84
EFT25206	18-07-2023	NORTHAMPTON FAMILY STORE	UNIFORMS	245.85
EFT25207	18-07-2023	PATIENCE SANDLAND PTY LTD	LUPIN MULCH	1452.00
EFT25208	18-07-2023	PATTERSONS COMMBUILD	REIMBURSE OVERPAID FEES	63.80
EFT25209	18-07-2023	PREMIUM PUBLISHERS	KVC ADVERTISING WESTERN 4W DRIVER	1958.00
EFT25210	18-07-2023	PURCHER INTERNATIONAL	FUSO FILTER KIT	295.09
EFT25211	18-07-2023	ROADSIDE PRODUCTS PTY LTD	GUIDE POSTS	8085.00
EFT25212	18-07-2023	SUN CITY PRINT & DESIGN	RANGER STATIONERY	464.20
EFT25213	18-07-2023	THE SHEARING SHED CAFE	REFRESHMENTS	250.25
EFT25214	18-07-2023	PAUL SHERIFF	COMPUTER SOFTWARE SUPPORT	110.00
EFT25215	18-07-2023	SOLOMONS FLOORING & SULTANS BLINDS	RAKE PLACE RES CARPETS/BLINDS	15510.06
EFT25216	18-07-2023	THURKLE'S EARTHMOVING & MAINTENANCE	VARIOUS PUSH UP GRAVEL	41250.00
EFT25217	18-07-2023	WEIRDO'S CARPENTRY & MAINTENANCE	KALBARRI FSHORE INSTALL SHELTER	2554.58
EFT25218	18-07-2023	WESTRAC EQUIPMENT PTY LTD	GRADER BLADES, PARTS	11453.80
EFT25219	18-07-2023	WEST AUSTRALIAN NEWSPAPERS LTD	ADVERTISING	676.65
EFT25220	18-07-2023	WESTLINE CONTRACTING	KALBARRI GREY/SMITH ST LINEMARKING	29202.80
EFT25221	18-07-2023	WINDOWISE KALBARRI	REPAIR RANGER CAGE	522.50
EFT25222	18-07-2023	WREN OIL	NTON DEPOT OIL WASTE DISPOSAL	33.00
EFT25223	18-07-2023	WURTH AUSTRALIA PTY LTD	NTON DEPOT DRILL	413.28

EFT #	Date	Name	Description	Amount
EFT25224	20-07-2023	HAYLEY R WILLIAMS DEVISE URBAN PLANNING	PLANNING SERVICES	2717.00
EFT25225	11-07-2023	CAT WEST PTY LTD	KALBARRI GREY/SMITH ST ASHPHALT RESEAL	964256.26
				<u>\$1,409,705.10</u>

DIRECT DEBIT

Jnl #	Date	Name	Description	Amount
	06-07-2023	PAYROLL	FN/E 05/07/2023	100,551.00
	18-07-2023	SUPERCHOICE	SUPERANNUATION PAY FN/E 05/07/2023	24,000.62
	20-07-2023	PAYROLL	FN/E 19/07/2023	99,899.00
	21-07-2023	SUPERCHOICE	SUPERANNUATION PAY FN/E 19/07/2023	24,776.64
GJ0102	31-07-2023	NATIONAL AUSTRALIA BANK	BANK FEES	64.55
GJ0103	31-07-2023	NATIONAL AUSTRALIA BANK	BANK MERCHANT FEES	172.57
GJ0104	31-07-2023	COMMONWEALTH BANK	BPOINT FEES	37.34
GJ0105	31-07-2023	NATIONAL AUSTRALIA BANK	BPAY	34.32
GJ0108	31-07-2023	NAB CEO CORPORATE CARD	BANK CHARGES	9.00
			RAKE PL RES PAINTS, DW, REMOTE	4,166.04
			NR1 SEAT COVERS	229.00
			RENEW RIFLE LIC	147.00
			ACCOMMODATION CEO	241.65
GJ0109	31-07-2023	NAB DCEO CORPORATE CARD	BANK FEES	9.00
			COMPUTER EXPS 2VNET/ADOBE	1,468.18
			OFFICE EXPS ID VERIFICATION	27.50
			TRAINING WORKERS COMPENSATION	301.00
			MEMBER EXPS EMBROIDERY	23.50
GJ0110	31-07-2023	NAB CORPORATE CARD	FEES	1,829.18
				5.07
				<u>\$256,162.98</u>



MONTHLY FINANCE REPORT

Period ending 31 July 2023

SHIRE OF NORTHAMPTON
MONTHLY FINANCIAL REPORT
 (Containing the Statement of Financial Activity)
For the period ending 31 July 2023

LOCAL GOVERNMENT ACT 1995
LOCAL GOVERNMENT (FINANCIAL MANAGEMENT) REGULATIONS 1996

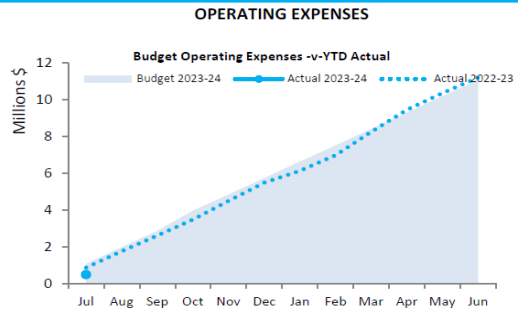
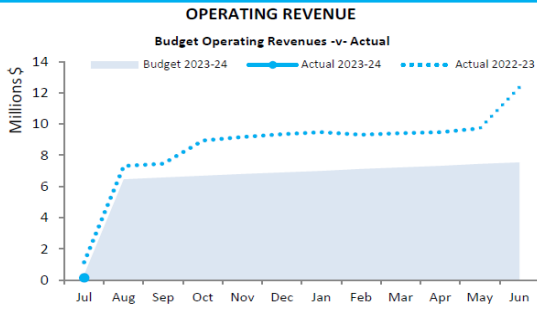
TABLE OF CONTENTS

Statement of Financial Activity by Nature or Type	6
Basis of Preparation	7
Note 1 Statement of Financial Activity Information	8
Note 2 Cash and Financial Assets	9
Note 3 Receivables	10
Note 4 Other Current Assets	11
Note 5 Payables	12
Note 6 Disposal of Assets	13
Note 7 Capital Acquisitions	14
Note 8 Borrowings	16
Note 9 Reserve Accounts	17
Note 10 Other Current Liabilities	18
Note 11 Operating grants and contributions	19
Note 12 Non operating grants and contributions	20
Note 13 Bonds and Deposits	21
Note 14 Explanation of Material Variances	22

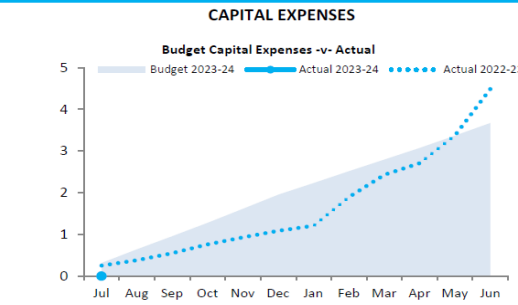
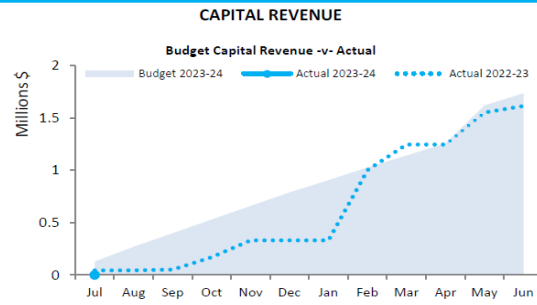
MONTHLY FINANCIAL REPORT
FOR THE PERIOD ENDED 31 JULY 2023

SUMMARY INFORMATION - GRAPHS

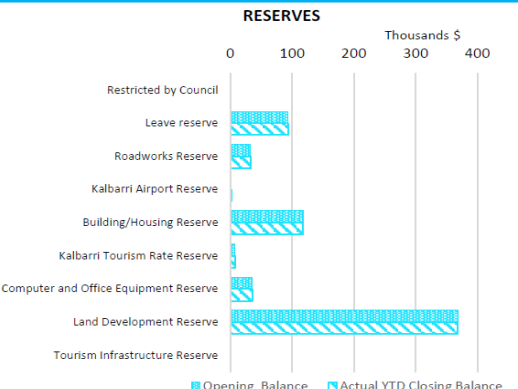
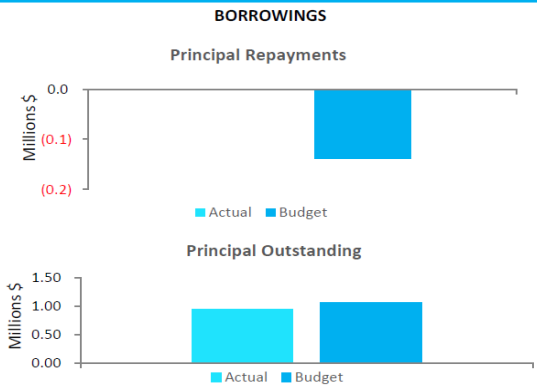
OPERATING ACTIVITIES



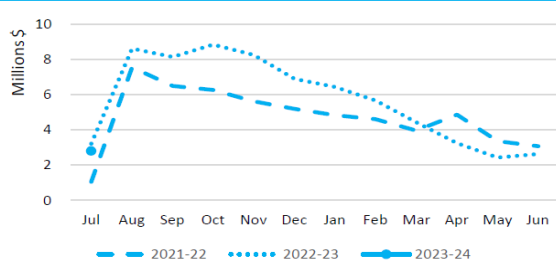
INVESTING ACTIVITIES



FINANCING ACTIVITIES



Closing funding surplus / (deficit)



This information is to be read in conjunction with the accompanying Financial Statements and Notes.

MONTHLY FINANCIAL REPORT
FOR THE PERIOD ENDED 31 JULY 2023

EXECUTIVE SUMMARY

Funding surplus / (deficit) Components

Funding surplus / (deficit)				
	Adopted Budget	YTD Budget (a)	YTD Actual (b)	Var. \$ (b)-(a)
Opening	\$3.09 M	\$3.09 M	\$3.09 M	\$0.00 M
Closing	\$0.00 M	\$4.78 M	\$2.81 M	(\$1.97 M)

Refer to Statement of Financial Activity

Cash and cash equivalents			Payables			Receivables		
	\$3.60 M	% of total		\$0.53 M	% Outstanding		\$0.35 M	% Collected
Unrestricted Cash	\$2.95 M	81.9%	Trade Payables	\$0.16 M		Rates Receivable	\$0.15 M	5.7%
Restricted Cash	\$0.65 M	18.1%	0 to 30 Days		64.4%	Trade Receivable	\$0.35 M	% Outstanding
			Over 30 Days		35.6%	Over 30 Days		55.7%
			Over 90 Days		-0.1%	Over 90 Days		22%

Refer to Note 2 - Cash and Financial Assets Refer to Note 5 - Payables Refer to Note 3 - Receivables

Key Operating Activities

Amount attributable to operating activities			
Adopted Budget	YTD Budget (a)	YTD Actual (b)	Var. \$ (b)-(a)
(\$1.00 M)	\$1.65 M	(\$0.28 M)	(\$1.94 M)

Refer to Statement of Financial Activity

Rates Revenue			Operating Grants and Contributions			Fees and Charges		
YTD Actual	\$0.00 M	% Variance	YTD Actual	\$0.11 M	% Variance	YTD Actual	\$0.02 M	% Variance
YTD Budget	\$0.00 M	0.0%	YTD Budget	\$0.27 M	(61.2%)	YTD Budget	\$0.03 M	(31.6%)

Refer to Statement of Financial Activity Refer to Note 11 - Operating Grants and Contributions Refer to Statement of Financial Activity

Key Investing Activities

Amount attributable to investing activities			
Adopted Budget	YTD Budget (a)	YTD Actual (b)	Var. \$ (b)-(a)
(\$2.10 M)	(\$0.21 M)	(\$0.00 M)	\$0.21 M

Refer to Statement of Financial Activity

Proceeds on sale			Asset Acquisition			Capital Grants		
YTD Actual	\$0.00 M	%	YTD Actual	\$0.00 M	% Spent	YTD Actual	\$0.00 M	% Received
Adopted Budget	\$0.16 M	(100.0%)	Adopted Budget	\$3.59 M	(99.9%)	Adopted Budget	\$1.31 M	(100.0%)

Refer to Note 6 - Disposal of Assets Refer to Note 7 - Capital Acquisitions Refer to Note 7 - Capital Acquisitions

Key Financing Activities

Amount attributable to financing activities			
Adopted Budget	YTD Budget (a)	YTD Actual (b)	Var. \$ (b)-(a)
\$0.01 M	\$0.24 M	\$0.00 M	(\$0.24 M)

Refer to Statement of Financial Activity

Borrowings		Reserves	
Principal repayments	\$0.00 M	Reserves balance	\$0.65 M
Interest expense	\$0.00 M	Interest earned	\$0.00 M
Principal due	\$0.95 M		

Refer to Note 8 - Borrowings Refer to Note 9 - Cash Reserves

This information is to be read in conjunction with the accompanying Financial Statements and notes.

KEY TERMS AND DESCRIPTIONS

FOR THE PERIOD ENDED 31 JULY 2023

REVENUE**RATES**

All rates levied under the *Local Government Act 1995*. Includes general, differential, specified area rates, minimum rates, interim rates, back rates, ex-gratia rates, less discounts and concessions offered. Excludes administration fees, interest on instalments, interest on arrears, service charges and sewerage rates.

OPERATING GRANTS, SUBSIDIES AND CONTRIBUTIONS

Refers to all amounts received as grants, subsidies and contributions that are not non-operating grants.

NON-OPERATING GRANTS, SUBSIDIES AND CONTRIBUTIONS

Amounts received specifically for the acquisition, construction of new or the upgrading of identifiable non financial assets paid to a local government, irrespective of whether these amounts are received as capital grants, subsidies, contributions or donations.

REVENUE FROM CONTRACTS WITH CUSTOMERS

Revenue from contracts with customers is recognised when the local government satisfies its performance obligations under the contract.

FEES AND CHARGES

Revenues (other than service charges) from the use of facilities and charges made for local government services, sewerage rates, rentals, hire charges, fee for service, photocopying charges, licences, sale of goods or information, fines, penalties and administration fees. Local governments may wish to disclose more detail such as rubbish collection fees, rental of property, fines and penalties, and other fees and charges.

SERVICE CHARGES

Service charges imposed under *Division 6 of Part 6 of the Local Government Act 1995*. *Regulation 54 of the Local Government (Financial Management) Regulations 1996* identifies these as television and radio broadcasting, underground electricity and neighbourhood surveillance services. Exclude rubbish removal charges.

INTEREST EARNINGS

Interest and other items of a similar nature received from bank and investment accounts, interest on rate instalments, interest on rate arrears and interest on debtors.

OTHER REVENUE / INCOME

Other revenue, which can not be classified under the above headings, includes dividends, discounts, rebates, reimbursements etc.

PROFIT ON ASSET DISPOSAL

Excess of assets received over the net book value for assets on their disposal.

NATURE OR TYPE DESCRIPTIONS**EXPENSES****EMPLOYEE COSTS**

All costs associated with the employment of person such as salaries, wages, allowances, benefits such as vehicle and housing, superannuation, employment expenses, removal expenses, relocation expenses, worker's compensation insurance, training costs, conferences, safety expenses, medical examinations, fringe benefit tax, etc.

MATERIALS AND CONTRACTS

All expenditures on materials, supplies and contracts not classified under other headings. These include supply of goods and materials, legal expenses, maintenance agreements, communication expenses, advertising expenses, membership, periodicals, publications, hire expenses, rental, postage and freight etc. Local governments may wish to disclose more detail such as contract services, consultancy, information technology, rental or lease expenditures.

UTILITIES (GAS, ELECTRICITY, WATER)

Expenditures made to the respective agencies for the provision of power, gas or water. Exclude expenditures incurred for the reinstatement of roadwork on behalf of these agencies.

INSURANCE

All insurance other than worker's compensation and health benefit insurance included as a cost of employment.

LOSS ON ASSET DISPOSAL

Shortfall between the value of assets received over the net book value for assets on their disposal.

DEPRECIATION ON NON-CURRENT ASSETS

Depreciation expense raised on all classes of assets. Excluding Land.

INTEREST EXPENSES

Interest and other costs of finance paid, including costs of finance for loan debentures, overdraft accommodation and refinancing expenses.

OTHER EXPENDITURE

Statutory fees, taxes, allowance for impairment of assets, member's fees or State taxes. Donations and subsidies made to community groups.

STATEMENT OF FINANCIAL ACTIVITY
FOR THE PERIOD ENDED 31 JULY 2023

BY NATURE OR TYPE

	Ref	Adopted Budget	YTD Budget	YTD Actual	Variance \$	Variance %	Var.
	Note	(a)	(b)	(c)	(c) - (b)	((c) - (b))/(b)	
		\$	\$	\$	\$	%	
Opening funding surplus / (deficit)	1(c)	3,094,909	3,094,909	3,094,909	0	0.00%	
Revenue from operating activities							
Rates		5,103,928	0	0	0	0.00%	
Operating grants, subsidies and contributions	11	918,769	271,183	105,070	(166,113)	(61.25%)	▼
Fees and charges		1,321,561	34,213	23,390	(10,823)	(31.63%)	▼
Interest earnings		177,500	13,333	11,783	(1,550)	(11.63%)	
Profit on disposal of assets	6	59,000	9,833	0	(9,833)	(100.00%)	▼
		7,580,758	328,562	140,243	(188,319)	(57.32%)	
Expenditure from operating activities							
Employee costs		(4,394,780)	(427,129)	(310,143)	116,986	27.39%	▲
Materials and contracts		(2,839,575)	(237,486)	(64,812)	172,674	72.71%	▲
Utility charges		(363,900)	(30,306)	(273)	30,033	99.10%	▲
Depreciation on non-current assets		(2,557,550)	(213,121)	(89,631)	123,490	57.94%	▲
Interest expenses		(30,725)	(2,558)	0	2,558	100.00%	
Insurance expenses		(249,990)	(124,883)	0	124,883	100.00%	▲
Other expenditure		(642,469)	(53,762)	(49,494)	4,268	7.94%	
		(11,078,989)	(1,089,245)	(514,353)	574,892	(52.78%)	
Non-cash amounts excluded from operating activities	1(a)	2,498,550	2,415,033	89,631	(2,325,402)	(96.29%)	▼
Amount attributable to operating activities		(999,681)	1,654,350	(284,479)	(1,938,829)	(117.20%)	
Investing activities							
Proceeds from non-operating grants, subsidies and contributions	12	1,312,387	109,363	0	(109,363)	(100.00%)	▼
Proceeds from disposal of assets	6	155,000	0	0	0	0.00%	
Proceeds from financial assets at amortised cost - self supporting loans	8	17,005	0	0	0	0.00%	
Payments for property, plant and equipment and infrastructure	7	(3,589,360)	(319,183)	(3,137)	316,046	99.02%	▲
Amount attributable to investing activities		(2,104,968)	(209,820)	(3,137)	206,683	(98.51%)	
Financing Activities							
Proceeds from new debentures	8	250,000	250,000	0	(250,000)	(100.00%)	▼
Repayment of debentures	8	(138,610)	0	0	0	0.00%	
Transfer to reserves	9	(101,650)	(8,471)	0	8,471	100.00%	▲
Amount attributable to financing activities		9,740	241,529	0	(241,529)	(100.00%)	
Closing funding surplus / (deficit)	1(c)	0	4,780,968	2,807,293	(1,973,675)	41.28%	▼

KEY INFORMATION

▲▼ Indicates a variance between Year to Date (YTD) Budget and YTD Actual data as per the adopted materiality threshold.

Refer to Note 14 for an explanation of the reasons for the variance.

This statement is to be read in conjunction with the accompanying Financial Statements and Notes.

**MONTHLY FINANCIAL REPORT
FOR THE PERIOD ENDED 31 JULY 2023**

BASIS OF PREPARATION

BASIS OF PREPARATION

The financial report has been prepared in accordance with Australian Accounting Standards (as they apply to local governments and not-for-profit entities) and interpretations of the Australian Accounting Standards Board, and the *Local Government Act 1995* and accompanying Regulations.

The *Local Government Act 1995* and accompanying Regulations take precedence over Australian Accounting Standards where they are inconsistent.

The *Local Government (Financial Management) Regulations 1996* specify that vested land is a right-of-use asset to be measured at cost, and is considered a zero cost concessionary lease. All right-of-use assets under zero cost concessionary leases are measured at zero cost rather than at fair value, except for vested improvements on concessionary land leases such as roads, buildings or other infrastructure which continue to be reported at fair value, as opposed to the vested land which is measured at zero cost. The measurement of vested improvements at fair value is a departure from AASB 16 which would have required the Shire to measure any vested improvements at zero cost.

Accounting policies which have been adopted in the preparation of this financial report have been consistently applied unless stated otherwise. Except for cash flow and rate setting information, the financial report has been prepared on the accrual basis and is based on historical costs, modified, where applicable, by the measurement at fair value of selected non-current assets, financial assets and liabilities.

THE LOCAL GOVERNMENT REPORTING ENTITY

All funds through which the Shire controls resources to carry on its functions have been included in the financial statements forming part of this financial report.

All monies held in the Trust Fund are excluded from the financial statements. A separate statement of those monies appears at Note 13 to these financial statements.

SIGNIFICANT ACCOUNTING POLICES

CRITICAL ACCOUNTING ESTIMATES

The preparation of a financial report in conformity with Australian Accounting Standards requires management to make judgements, estimates and assumptions that effect the application of policies and reported amounts of assets and liabilities, income and expenses.

The estimates and associated assumptions are based on historical experience and various other factors believed to be reasonable under the circumstances; the results of which form the basis of making the judgements about carrying values of assets and liabilities not readily apparent from other sources. Actual results may differ from these estimates.

The balances, transactions and disclosures impacted by accounting estimates are as follows:

- estimation of fair values of certain financial assets
- estimation of fair values of fixed assets shown at fair value
- impairment of financial assets

GOODS AND SERVICES TAX

Revenues, expenses and assets are recognised net of the amount of GST, except where the amount of GST incurred is not recoverable from the Australian Taxation Office (ATO). Receivables and payables are stated inclusive of GST receivable or payable. The net amount of GST recoverable from, or payable to, the ATO is included with receivables or payables in the statement of financial position. Cash flows are presented on a gross basis. The GST components of cash flows arising from investing or financing activities which are recoverable from, or payable to, the ATO are presented as operating cash flows.

ROUNDING OFF FIGURES

All figures shown in this statement are rounded to the nearest dollar.

PREPARATION TIMING AND REVIEW

Date prepared: All known transactions up to 04 August 2023

NOTES TO THE STATEMENT OF FINANCIAL ACTIVITY
FOR THE PERIOD ENDED 31 JULY 2023

NOTE 1
STATEMENT OF FINANCIAL ACTIVITY INFORMATION

(a) Non-cash items excluded from operating activities

The following non-cash revenue and expenditure has been excluded from operating activities within the Statement of Financial Activity in accordance with *Financial Management Regulation 32*.

	Notes	Adopted Budget	YTD Budget (a)	YTD Actual (b)
		\$	\$	\$
Non-cash items excluded from operating activities				
Adjustments to operating activities				
Less: Profit on asset disposals	6	(59,000)	(173,241)	0
Movement in employee benefit provisions (non-current)			25,768	
Add: Loss on asset disposals	6	0	1,799	0
Add: Depreciation on assets		2,557,550	2,560,707	89,631
Total non-cash items excluded from operating activities		2,498,550	2,415,033	89,631

(b) Adjustments to net current assets in the Statement of Financial Activity

The following current assets and liabilities have been excluded from the net current assets used in the Statement of Financial Activity in accordance with *Financial Management Regulation 32* to agree to the surplus/(deficit) after imposition of general rates.

		Adopted Budget Opening 30 June 2023	Last Year Closing 30 June 2023	Year to Date 31 July 2023
Adjustments to net current assets				
Less: Reserves - restricted cash	9	(754,872)	(653,221)	(653,221)
Less: - Financial assets at amortised cost - self supporting loans	4	(17,684)	(17,005)	0
Less: Inventories		(180,000)	(180,000)	
- Other liabilities - Adjustment to current non current liabilities				(129,152)
Add: Borrowings	8	142,131	138,609	(233,718)
Add: Provisions employee related provisions	10	732,724	732,724	732,724
Total adjustments to net current assets		(77,701)	21,107	(283,367)

(c) Net current assets used in the Statement of Financial Activity

Current assets				
Cash and cash equivalents	2	1,896,166	4,889,425	3,604,283
Financial assets at amortised cost	2	17,684	17,005	0
Rates receivables	3		160,379	151,309
Receivables	3	739,518	579,139	354,059
Other current assets	4	193,407	193,407	13,407
Less: Current liabilities				
Payables	5	(1,894,219)	(1,894,219)	(533,391)
Borrowings	8	(142,131)	(138,610)	233,718
Provisions	10	(732,724)	(732,724)	(732,724)
Less: Total adjustments to net current assets	1(b)	(77,701)	21,107	(283,367)
Closing funding surplus / (deficit)		0	3,094,909	2,807,293

CURRENT AND NON-CURRENT CLASSIFICATION

In the determination of whether an asset or liability is current or non-current, consideration is given to the time when each asset or liability is expected to be settled. Unless otherwise stated assets or liabilities are classified as current if expected to be settled within the next 12 months, being the Council's operational cycle.

NOTES TO THE STATEMENT OF FINANCIAL ACTIVITY
FOR THE PERIOD ENDED 31 JULY 2023

OPERATING ACTIVITIES
NOTE 2
CASH AND FINANCIAL ASSETS

Description	Classification	Unrestricted \$	Restricted \$	Total Cash \$	Trust \$	Institution	Interest Rate	Maturity Date
Cash Deposits	Municipal	2,950,010.52		2,950,010.52		NAB		At call
Petty Cash	Cash on Hand	1,050.00		1,050.00				
Investment	Reserves	0.00	653,221.70	653,221.70		NAB	5.10%	29/09/2023
Total		2,951,060.52	653,221.70	3,604,282	0			
Comprising								
Cash and cash equivalents		2,951,060.52	653,222.00	3,604,282	0			
		2,951,060.52	653,222.00	3,604,282	0			

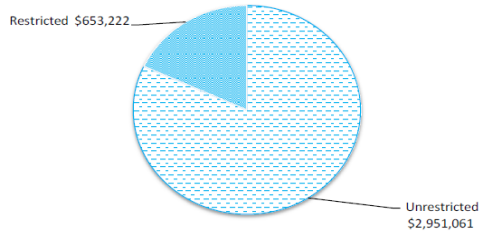
KEY INFORMATION

Cash and cash equivalents include cash on hand, cash at bank, deposits available on demand with banks and other short term highly liquid investments with original maturities of three months or less that are readily convertible to known amounts of cash and which are subject to an insignificant risk of changes in value. Bank overdrafts are reported as short term borrowings in current liabilities in the statement of net current assets.

The local government classifies financial assets at amortised cost if both of the following criteria are met:

- the asset is held within a business model whose objective is to collect the contractual cashflows, and
- the contractual terms give rise to cash flows that are solely payments of principal and interest.

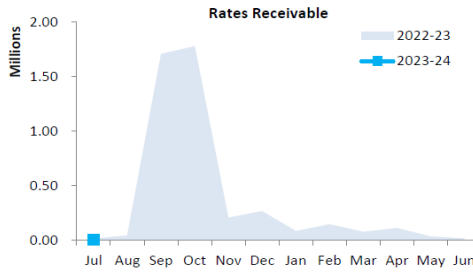
Financial assets at amortised cost held with registered financial institutions are listed in this note other financial assets at amortised cost are provided in Note 4 - Other assets.



NOTES TO THE STATEMENT OF FINANCIAL ACTIVITY
FOR THE PERIOD ENDED 31 JULY 2023

OPERATING ACTIVITIES
NOTE 3
RECEIVABLES

Rates receivable	30 Jun 2023	31 Jul 2023
	\$	\$
Opening arrears previous years	62,511	160,379
Levied this year	4,820,332	0
Less - collections to date	(4,722,464)	(9,070)
Gross rates collectable	160,379	151,309
Net rates collectable	160,379	151,309
% Collected	96.7%	5.7%



Receivables - general	Credit	Current	30 Days	60 Days	90+ Days	Total
	\$	\$	\$	\$	\$	\$
Receivables - general	(4,423)	117,773	20,918	65,375	56,343	255,986
Percentage	(1.7%)	46%	8.2%	25.5%	22%	
Balance per trial balance						
Sundry receivable						255,986
GST receivable						10,133
Rubbish Receivables						33,376
Emergency Services Levy						54,564
Total receivables general outstanding						354,059

Amounts shown above include GST (where applicable)

KEY INFORMATION

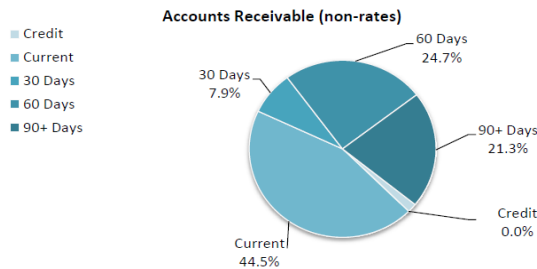
Trade and other receivables include amounts due from ratepayers for unpaid rates and service charges and other amounts due from third parties for goods sold and services performed in the ordinary course of business.

Trade receivables are recognised at original invoice amount less any allowances for uncollectable amounts (i.e. impairment). The carrying amount of net trade receivables is equivalent to fair value as it is due for settlement within 30 days.

Classification and subsequent measurement

Receivables which are generally due for settlement within 30 days except rates receivables which are expected to be collected within 12 months are classified as current assets. All other receivables such as, deferred pensioner rates receivable after the end of the reporting period are classified as non-current assets.

Trade and other receivables are held with the objective to collect the contractual cashflows and therefore the Shire measures them subsequently at amortised cost using the effective interest rate method.



NOTES TO THE STATEMENT OF FINANCIAL ACTIVITY
FOR THE PERIOD ENDED 31 JULY 2023

OPERATING ACTIVITIES
NOTE 4
OTHER CURRENT ASSETS

Other current assets	Opening Balance 1 July 2023	Asset Increase	Asset Reduction	Closing Balance 31 July 2023
	\$	\$	\$	\$
Inventory				
Fuel	13,407	0		13,407
Total other current assets	13,407	0	0	13,406.68
Amounts shown above include GST (where applicable)				

KEY INFORMATION

Inventory

Inventories are measured at the lower of cost and net realisable value.

Net realisable value is the estimated selling price in the ordinary course of business less the estimated costs of completion and the estimated costs necessary to make the sale.

NOTES TO THE STATEMENT OF FINANCIAL ACTIVITY
FOR THE PERIOD ENDED 31 JULY 2023

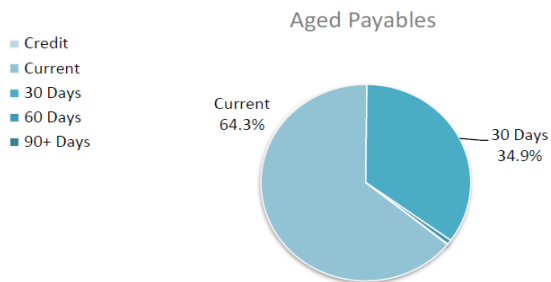
OPERATING ACTIVITIES
NOTE 5
PAYABLES

Payables - general	Credit	Current	30 Days	60 Days	90+ Days	Total
	\$	\$	\$	\$	\$	\$
Payables - general	0	100,958	54,726	1,183	(107)	156,760
Percentage	0%	64.4%	34.9%	0.8%	-0.1%	
Balance per trial balance						
Sundry creditors						156,760
Accrued salaries and wages						2,911
ATO liabilities						74,655
Prepaid Rates						103,437
Bonds and Deposits						213,664
Accrued Expenditure						(18,036)
Total payables general outstanding						533,391

Amounts shown above include GST (where applicable)

KEY INFORMATION

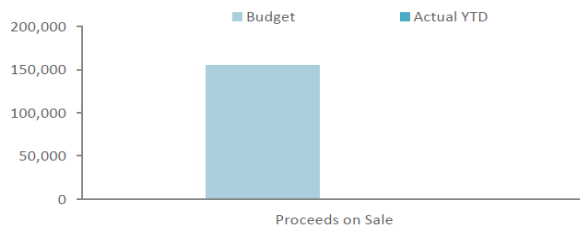
Trade and other payables represent liabilities for goods and services provided to the Shire prior to the end of the period that are unpaid and arise when the Shire becomes obliged to make future payments in respect of the purchase of these goods and services. The amounts are unsecured, are recognised as a current liability and are normally paid within 30 days of recognition. The carrying amounts of trade and other payables are considered to be the same as their fair values, due to their short-term nature.



NOTES TO THE STATEMENT OF FINANCIAL ACTIVITY
FOR THE PERIOD ENDED 31 JULY 2023

OPERATING ACTIVITIES
NOTE 6
DISPOSAL OF ASSETS

Asset Ref.	Asset description	Budget				YTD Actual			
		Net Book Value	Proceeds	Profit	(Loss)	Net Book Value	Proceeds	Profit	(Loss)
		\$	\$	\$	\$	\$	\$	\$	\$
	Plant and equipment								
	Governance								
41782	MUX - DCEO P295	19,000	40,000	21,000	0			0	0
	Transport								
41769	P283 Ute LH Kalbarri	5,000	10,000	5,000	0			0	0
41789	P302 Prado MWTS	35,000	50,000	15,000	0			0	0
41694	P217 Water Truck	27,500	40,000	12,500	0			0	0
41695	P218 Truck Trailer	9,500	15,000	5,500	0			0	0
		96,000	155,000	59,000	0	0	0	0	0



NOTES TO THE STATEMENT OF FINANCIAL ACTIVITY
FOR THE PERIOD ENDED 31 JULY 2023

INVESTING ACTIVITIES
NOTE 7
CAPITAL ACQUISITIONS

Capital acquisitions	Adopted		YTD Actual	YTD Actual Variance
	Budget	YTD Budget		
	\$	\$	\$	\$
Buildings	71,750	8,810	0	(8,810)
Plant and equipment	781,000	80,666	0	(80,666)
Infrastructure - Roads	2,157,140	179,758	3,137	(176,621)
Infrastructure - Footpaths & Carparks	376,470	31,367	0	(31,367)
Infrastructure - Parks & Ovals	148,000	13,999	0	(13,999)
Infrastructure - Water & Sewer Reticulation	55,000	4,583	0	(4,583)
Payments for Capital Acquisitions	3,589,360	319,183	3,137	(316,046)
Capital Acquisitions Funded By:				
	\$	\$	\$	\$
Capital grants and contributions	1,312,387	109,363	0	(109,363)
Borrowings	250,000	250,000	0	(250,000)
Other (disposals & C/Fwd)	155,000	0	0	0
Contribution - operations	1,871,973	(40,180)	3,137	43,317
Capital funding total	3,589,360	319,183	3,137	(316,046)

SIGNIFICANT ACCOUNTING POLICIES

Each class of fixed assets within either plant and equipment or infrastructure, is carried at cost or fair value as indicated less, where applicable, any accumulated depreciation and impairment losses.

Assets for which the fair value as at the date of acquisition is under \$5,000 are not recognised as an asset in accordance with *Financial Management Regulation 17A (5)*. These assets are expensed immediately.

Where multiple individual low value assets are purchased together as part of a larger asset or collectively forming a larger asset exceeding the threshold, the individual assets are recognised as one asset and capitalised.

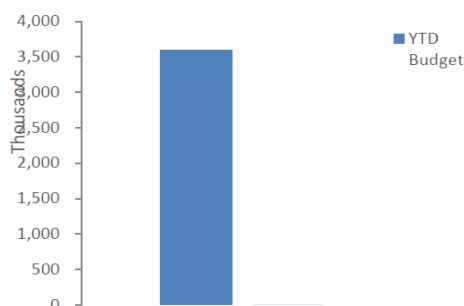
Initial recognition and measurement for assets held at cost

Plant and equipment including furniture and equipment is recognised at cost on acquisition in accordance with *Financial Management Regulation 17A*. Where acquired at no cost the asset is initially recognise at fair value. Assets held at cost are depreciated and assessed for impairment annually.

Initial recognition and measurement between mandatory revaluation dates for assets held at fair value

In relation to this initial measurement, cost is determined as the fair value of the assets given as consideration plus costs incidental to the acquisition. For assets acquired at zero cost or otherwise significantly less than fair value, cost is determined as fair value at the date of acquisition. The cost of non-current assets constructed by the Shire includes the cost of all materials used in construction, direct labour on the project and an appropriate proportion of variable and fixed overheads.

Payments for Capital Acquisitions



NOTES TO THE STATEMENT OF FINANCIAL ACTIVITY
FOR THE PERIOD ENDED 31 JULY 2023

FINANCING ACTIVITIES
NOTE 8
BORROWINGS

Repayments - borrowings

Particulars	Loan No.	1 July 2023	New Loans		Principal Repayments		Principal Outstanding		Interest Repayments	
			Actual	Budget	Actual	Budget	Actual	Budget	Actual	Budget
		\$	\$	\$	\$	\$	\$	\$	\$	\$
Housing										
Staff Housing	154	79,363	0	0		(39,038)	79,363	40,325		(2,871)
Recreation and culture										
RSL Hall Extensions	156	312,203	0	0		(49,405)	312,203	262,798		(8,265)
Transport										
Plant Purchases	157	243,626		0		(33,162)	243,626	210,464		(5,370)
Plant Purchases	158	0	0	250,000			0	250,000		
		635,192	0	250,000	0	(121,605)	635,192	763,587	0	(16,506)
Self supporting loans										
Education and welfare										
Pioneer Lodge	155	310,824	0	0	0	(17,005)	310,824	293,819	0	(14,219)
		310,824	0	0	0	(17,005)	310,824	293,819	0	(14,219)
Total		946,016	0	250,000	0	(138,610)	946,016	1,057,406	0	(30,725)
Current borrowings		138,610					(233,718)			
Non-current borrowings		807,406					1,179,734			
		946,016					946,016			

All debenture repayments were financed by general purpose revenue.

Self supporting loans are financed by repayments from third parties.

New borrowings 2023-24

Particulars	Amount Borrowed		Institution	Loan Type	Term Years	Total Interest & Charges	Interest Rate	Amount (Used)		Balance Unspent
	Actual	Budget						Actual	Budget	
	\$	\$				\$	%	\$	\$	\$
Loan 158 - Plant Purchases	0	250,000	WATC	Fixed	10	0		0	0	0
	0	250,000				0		0	0	0

The Shire has no unspent debenture funds as at 30th June 2022, nor is it expected to have unspent funds as at 30th June 2023.

KEY INFORMATION

Borrowing costs are recognised as an expense when incurred except where they are directly attributable to the acquisition, construction or production of a qualifying asset. Where this is the case, they are capitalised as part of the cost of the particular asset until such time as the asset is substantially ready for its intended use or sale.

Fair values of borrowings are not materially different to their carrying amounts, since the interest payable on those borrowings is either close to current market rates or the borrowings are of a short term nature. Non-current borrowings fair values are based on discounted cash flows using a current borrowing rate.

NOTES TO THE STATEMENT OF FINANCIAL ACTIVITY
FOR THE PERIOD ENDED 31 JULY 2023

OPERATING ACTIVITIES
NOTE 9
RESERVE ACCOUNTS

Reserve accounts

Reserve name	Opening Balance	Budget Interest Earned	Actual Interest Earned	Budget Transfers In (+)	Actual Transfers In (+)	Budget Transfers Out (-)	Actual Transfers Out (-)	Budget Closing Balance	Actual YTD Closing Balance
	\$	\$	\$	\$	\$	\$	\$	\$	\$
Restricted by Council									
Leave reserve	92,585	5,000	0	5,000	0	0	0	102,585	92,585
Roadworks Reserve	31,986	1,500	0	0	0	0	0	33,486	31,986
Kalbarri Airport Reserve	1,045	500	0	0	0	0	0	1,545	1,045
Building/Housing Reserve	117,240	1,500	0	0	0	0	0	118,740	117,240
Kalbarri Tourism Rate Reserve	6,975	0	0	0	0	0	0	6,975	6,975
Computer and Office Equipment Reser	35,136	1,000	0	0	0	0	0	36,136	35,136
Land Development Reserve	368,254	7,500	0	0	0	0	0	375,754	368,254
Tourism Infrastructure Reserve	0	79,650	0	0	0	0	0	79,650	0
	653,221	96,650	0	5,000	0	0	0	754,871	653,221

NOTES TO THE STATEMENT OF FINANCIAL ACTIVITY
FOR THE PERIOD ENDED 31 JULY 2023

OPERATING ACTIVITIES
NOTE 10
OTHER CURRENT LIABILITIES

	Note	Opening Balance 1 July 2023	Liability transferred from/(to) non current	Liability Increase	Liability Reduction	Closing Balance 31 July 2023
		\$		\$	\$	\$
Other current liabilities						
Employee Related Provisions						
Annual leave		265,551	0			265,551
Long service leave		467,173	0			467,173
Total Employee Related Provisions		732,724	0	0	0	732,724
Total other current assets		732,724	0	0	0	732,724
Amounts shown above include GST (where applicable)						

KEY INFORMATION

Provisions

Provisions are recognised when the Shire has a present legal or constructive obligation, as a result of past events, for which it is probable that an outflow of economic benefits will result and that outflow can be reliably measured.

Provisions are measured using the best estimate of the amounts required to settle the obligation at the end of the reporting period.

Employee Related Provisions

Short-term employee benefits

Provision is made for the Shire's obligations for short-term employee benefits. Short-term employee benefits are benefits (other than termination benefits) that are expected to be settled wholly before 12 months after the end of the annual reporting period in which the employees render the related service, including wages, salaries and sick leave. Short-term employee benefits are measured at the (undiscounted) amounts expected to be paid when the obligation is settled.

The Shire's obligations for short-term employee benefits such as wages, salaries and sick leave are recognised as a part of current trade and other payables in the calculation of net current assets.

Other long-term employee benefits

The Shire's obligations for employees' annual leave and long service leave entitlements are recognised as employee related provisions in the statement of financial position.

Long-term employee benefits are measured at the present value of the expected future payments to be made to employees. Expected future payments incorporate anticipated future wage and salary levels, durations of service and employee departures and are discounted at rates determined by reference to market yields at the end of the reporting period on government bonds that have maturity dates that approximate the terms of the obligations. Any remeasurements for changes in assumptions of obligations for other long-term employee benefits are recognised in profit or loss in the periods in which the changes occur. The Shire's obligations for long-term employee benefits are presented as non-current provisions in its statement of financial position, except where the Shire does not have an unconditional right to defer settlement for at least 12 months after the end of the reporting period, in which case the obligations are presented as current provisions.

NOTES TO THE STATEMENT OF FINANCIAL ACTIVITY
FOR THE PERIOD ENDED 31 JULY 2023

NOTE 11
OPERATING GRANTS, SUBSIDIES AND CONTRIBUTIONS

Provider	Unspent operating grant, subsidies and contributions liability					Operating grants, subsidies and contributions revenue		
	Liability 1 July 2023	Increase in Liability	Decrease in Liability (As revenue)	Liability 31 Jul 2023	Current Liability 31 Jul 2023	Adopted Budget Revenue	YTD Budget	YTD Revenue Actual
	\$	\$	\$	\$	\$	\$	\$	
Operating grants and subsidies								
General purpose funding								
GRANTS COMMISSION - GENERAL	0	0		0		47,850	0	(170,306)
LRCI PHASE 1/2/3 REVENUE 20/21,21/22,22/23	0	0		0				170,306
GRANTS COMMISSION - ROADS	0	0		0		26,975	0	0
Law, order, public safety								
EMERGENCY SERVICES LEVY - BFB	0	0		0		48,903	4,265	12,226
EMERGENCY SERVICES LEVY - SES	0	0		0		44,187	3,492	11,047
Transport								
- MRD MAINTENANCE	0	0		0		221,240	221,240	0
	0	0	0	0	0	389,155	228,997	23,273
Operating contributions								
Governance								
CONTRIBUTIONS	0	0		0		15,000	1,250	126
REBATES AND COMMISSIONS	0	0		0		25,000	2,083	1,605
General purpose funding								
LEGAL CHARGES RATES (NO GST)	0	0		0		10,000	833	0
RATE EQUIVALENT PAYMENTS	0	0		0		23,267	0	0
Law, order, public safety								
REIMBURSEMENTS	0	0		0		12,000	1,000	0
Health								
CONTRIBUTIONS	0	0		0		16,000	1,333	0
REIMBURSEMENTS - OTHER	0	0		0		2,000	166	0
Housing								
REIMBURSEMENTS - HOUSING OTHER	0	0		0		15,000	1,250	2,082
Community amenities								
CONTRIBUTIONS	0	0		0		50,000	4,166	0
REIMBURSEMENTS - DRUMMUSTER	0	0		0		4,000	333	0
REIMBURSE (ADVERTISING/PLANNING COMMISSION)	0	0		0		200	16	0
REIMBURSEMENTS	0	0		0		8,500	708	1,309
Recreation and culture								
REIMBURSEMENTS	0	0		0		2,000	166	0
REIMBURSEMENTS- REC. CTRE/GOLF CLUB	0	0		0		5,000	416	0
REIMBURSEMENTS	0	0		0		0	0	14
Transport								
CONTRIBUTION (INC STREET LIGHTING)	0	0		0		3,750	312	0
Economic services								
BUILDING REIMBURSEMENTS	0	0		0		1,500	125	127
REIMBURSEMENTS	0	0		0		2,000	166	62
LIA (KITSON CIRCUIT) UNITS ANNUAL RENT	0	0		0		4,500	375	696
PT GREGORY SPEC AREA RATE	0	0		0		1,000	83	0
Other property and services								
LEASE FEES - HALF WAY BAY COTTAGES	0	0		0		16,000	1,333	0
REIMBURSEMENTS	0	0		0		0	0	0
INSURANCE CLAIMS - VEHICLES	0	0		0		2,000	166	0
DIESEL FUEL REBATE	0	0		0		36,000	3,000	0
WHS COORDINATOR INCOME RECOUP	0	0		0		58,595	4,882	0
CYCLONE SEROJA - DFRAWA INCOME	0	0		0		187,750	15,645	75,776
REIMB. - WORKERS COMPENS.	0	0		0		25,000	2,083	0
	0	0	0	0	0	526,062	41,890	81,798
TOTALS	0	0	0	0	0	915,217	270,887	105,070

NOTES TO THE STATEMENT OF FINANCIAL ACTIVITY
FOR THE PERIOD ENDED 31 JULY 2023

NOTE 12
NON-OPERATING GRANTS, SUBSIDIES AND CONTRIBUTIONS

Provider	Capital grant/contribution liabilities					Non operating grants, subsidies and contributions revenue		
	Liability	Increase in Liability	Decrease in Liability	Liability	Current Liability	Adopted Budget Revenue	YTD Budget	YTD Revenue Actual
	1 July 2023		(As revenue)	31 Jul 2023	31 Jul 2023	\$	\$	\$
	\$	\$	\$	\$	\$	\$	\$	\$
Non-operating grants and subsidies								
Transport								
ROADS TO RECOVERY FUNDING				0		453,484	37,790	0
LRCI - LITTLE BAY ROAD				0		490,301	40,858	0
WA BIKE NETWORK GRANT				0		41,000	3,416	0
REGIONAL ROAD GROUP FUNDING				0		234,667	19,555	0
	0	0	0	0	0	1,219,452	101,619	0

**NOTES TO THE STATEMENT OF FINANCIAL ACTIVITY
FOR THE PERIOD ENDED 31 JULY 2023**

**NOTE 13
BONDS AND DEPOSITS**

Funds held at balance date which are required by legislation to be credited to the trust fund and which are not included in the financial statements are as follows:

Description	Opening Balance	Amount	Amount	Closing Balance
	1 July 2023	Received	Paid	31 Jul 2023
	\$	\$	\$	\$
Transportable House Bonds	4,500	30,200	0	34,700
Footpath Bonds	28,007	11,000	(500)	38,507
Building Levies (BCITF & BRB)	265	3,201	0	3,466
Community Bus Bond	5,200	200	0	5,400
Unclaimed Monies - Rates	5,179	19,776	0	24,955
RSL Hall Key Bond	430	0	0	430
Special Series Plates	3,520	0	0	3,520
Northampton Child Care Association	23,654	0	0	23,654
Horrocks Memorial Wall	515	0	0	515
One Life	940	0	0	940
Rubbish Tip Key Bond	1,800	0	0	1,800
RSL - Kalbarri Memorial	16,130	0	0	16,130
DOT - Department of Transport	0	14,248	(14,248)	0
Cyclone Seroja Donations	47,259	0	0	47,259
Rates - Overpaid	30,761	0	0	30,761
	168,160	78,625	(14,748)	232,037

**NOTES TO THE STATEMENT OF FINANCIAL ACTIVITY
FOR THE PERIOD ENDED 31 JULY 2023**

**NOTE 14
EXPLANATION OF MATERIAL VARIANCES**

The material variance thresholds are adopted annually by Council as an indicator of whether the actual expenditure or revenue varies from the year to date Actual materially.

The material variance adopted by Council for the 2023-24 year is \$5,000 or 0.00% whichever is the greater.

Nature or type	Var. \$	Var. %	Explanation of positive variances		Explanation of negative variances	
			Timing	Permanent	Timing	Permanent
	\$	%				
Revenue from operating activities						
Operating grants, subsidies and contributions	(166,113)	(61.25%)	▼		Timing will reconcile	
Fees and charges	(10,823)	(31.63%)	▼		Timing will reconcile	
Profit on disposal of assets	(9,833)	(100.00%)	▼	Timing - No assets disposed		
Expenditure from operating activities						
Employee costs	116,986	27.39%	▲		Var due to vacant positions.	
Materials and contracts	172,674	72.71%	▲		Var due to timing	
Utility charges	30,033	99.10%	▲		Var due to timing	
					Variance due to	
Depreciation on non-current assets	123,490	57.94%	▲		Infrastructure depreciation not due to delay in re-valuation process.	
					Var due to timing	
Insurance expenses	124,883	100.00%	▲			
					Variance due to	
Non-cash amounts excluded from operating activities	(2,325,402)	(96.29%)	▼	Infrastructure depreciation not due to delay in re-valuation process.		
Investing activities						
Proceeds from non-operating grants, subsidies and contributions	(109,363)	(100.00%)	▼		Will reconcile EOY	
Payments for property, plant and equipment and infras	316,046	99.02%	▲		Will reconcile as the year progresses and major works completed.	
Financing activities						
Proceeds from new debentures	(250,000)	(100.00%)	▼	New Loan scheduled for May-June 2024		
Transfer to reserves	8,471	100.00%	▲		Var will reconcile	
Closing funding surplus / (deficit)	(1,973,675)	41.28%	▼	Var will reconcile		

SHIRE OF NORTHAMPTON
ANNUAL BUDGET
FOR THE YEAR ENDED 30 JUNE 2024

LOCAL GOVERNMENT ACT 1995

TABLE OF CONTENTS

Statement of Comprehensive Income	2
Statement of Cash Flows	3
Statement of Financial Activity	4
Index of Notes to the Budget	5
Fees and Charges Schedule	26

SHIRE'S VISION

A proud and unique community recognising the past and creating the future.

SHIRE OF NORTHAMPTON
STATEMENT OF COMPREHENSIVE INCOME
FOR THE YEAR ENDED 30 JUNE 2024

	NOTE	2023/24 Budget	2022/23 Actual	2022/23 Budget
Revenue		\$	\$	\$
Rates	2(a)	5,103,928	4,820,333	4,770,499
Grants, subsidies and contributions	10	918,769	4,238,543	1,133,783
Fees and charges	14	1,321,561	1,312,661	1,345,971
Interest revenue	11(a)	177,500	187,546	40,000
Other revenue	11(b)	0	1,749,824	1,468,540
		7,521,758	12,308,907	8,758,793
Expenses				
Employee costs		(4,394,780)	(3,987,960)	(4,033,035)
Materials and contracts		(2,839,575)	(3,828,871)	(2,681,458)
Utility charges		(363,900)	(349,262)	(339,634)
Depreciation	6	(2,557,550)	(2,560,707)	(2,382,850)
Finance costs	11(d)	(30,725)	(58,584)	(53,237)
Insurance		(249,990)	(223,935)	(227,456)
Other expenditure		(642,469)	(614,541)	(542,031)
		(11,078,989)	(11,623,860)	(10,259,701)
		(3,557,231)	685,047	(1,500,908)
Capital grants, subsidies and contributions	10	1,312,387	1,078,052	1,096,786
Profit on asset disposals	5	59,000	173,241	137,500
Loss on asset disposals		0	(1,799)	0
		1,371,387	1,249,494	1,234,286
Net result for the period		(2,185,844)	1,934,541	(266,622)
Other comprehensive income				
<i>Items that will not be reclassified subsequently to profit or loss</i>				
Total other comprehensive income for the period		0	0	0
Total comprehensive income for the period		(2,185,844)	1,934,541	(266,622)

This statement is to be read in conjunction with the accompanying notes.

SHIRE OF NORTHAMPTON
STATEMENT OF CASH FLOWS
FOR THE YEAR ENDED 30 JUNE 2024

CASH FLOWS FROM OPERATING ACTIVITIES

Receipts

	NOTE	2023/24 Budget	2022/23 Actual	2022/23 Budget
		\$	\$	\$
Rates		5,103,928	4,821,431	4,770,499
Grants, subsidies and contributions		918,769	3,582,697	1,133,783
Fees and charges		1,321,561	1,312,661	1,345,971
Interest revenue		177,500	187,546	40,000
Goods and services tax received		0	(159,702)	0
Other revenue		0	1,749,824	1,468,540

Payments

Employee costs		(4,394,780)	(3,912,228)	(4,033,035)
Materials and contracts		(2,839,575)	(2,722,491)	(2,681,458)
Utility charges		(363,900)	(349,262)	(339,634)
Finance costs		(30,725)	(65,930)	(53,237)
Insurance		(249,990)	(223,935)	(227,456)
Other expenditure		(642,469)	(614,541)	(542,031)
		(8,521,439)	(7,888,387)	(7,876,851)

Net cash provided by (used in) operating activities 4 (999,681) 3,606,070 881,942

CASH FLOWS FROM INVESTING ACTIVITIES

Payments for purchase of property, plant & equipment	5(a)	(852,750)	(1,185,294)	(1,603,020)
Payments for construction of infrastructure	5(b)	(2,736,610)	(2,888,390)	(3,381,244)
Capital grants, subsidies and contributions		1,312,387	1,078,052	1,096,786
Proceeds from sale of property, plant and equipment	5(a)	155,000	265,253	244,000
Proceeds on financial assets at amortised cost - self supporting loans	7(a)	17,005	271,188	37,470
Net cash provided by (used in) investing activities		(2,104,968)	(2,459,191)	(3,606,008)

CASH FLOWS FROM FINANCING ACTIVITIES

Repayment of borrowings	7(a)	(138,610)	(436,367)	(202,648)
Proceeds from new borrowings	7(a)	250,000	0	200,000
Net cash provided by (used in) financing activities		111,390	(436,367)	(2,648)

Net increase (decrease) in cash held

Cash at beginning of year		4,889,425	4,178,912	4,178,911
Cash and cash equivalents at the end of the year	4	1,896,166	4,889,424	1,452,197

This statement is to be read in conjunction with the accompanying notes.

SHIRE OF NORTHAMPTON
STATEMENT OF FINANCIAL ACTIVITY
FOR THE YEAR ENDED 30 JUNE 2024

		2023/24	2022/23	2022/23
	NOTE	Budget	Actual	Budget
OPERATING ACTIVITIES				
Revenue from operating activities				
		\$	\$	\$
Rates	2(a)	5,103,928	4,820,333	4,770,499
Grants, subsidies and contributions	10	918,769	4,238,543	1,133,783
Fees and charges	14	1,321,561	1,312,661	1,345,971
Interest revenue	11(a)	177,500	187,546	40,000
Other revenue	11(b)	0	1,749,824	1,468,540
Profit on asset disposals	5	59,000	173,241	137,500
		7,580,758	12,482,148	8,896,293
Expenditure from operating activities				
Employee costs		(4,394,780)	(3,987,960)	(4,033,035)
Materials and contracts		(2,839,575)	(3,828,871)	(2,681,458)
Utility charges		(363,900)	(349,262)	(339,634)
Depreciation	6	(2,557,550)	(2,560,707)	(2,382,850)
Finance costs	11(d)	(30,725)	(58,584)	(53,237)
Insurance		(249,990)	(223,935)	(227,456)
Other expenditure		(642,469)	(614,541)	(542,031)
Loss on asset disposals	5	0	(1,799)	0
		(11,078,989)	(11,625,659)	(10,259,701)
Non-cash amounts excluded from operating activities	3(b)	2,498,550	2,415,033	2,245,350
Amount attributable to operating activities		(999,681)	3,271,522	881,942
INVESTING ACTIVITIES				
Inflows from investing activities				
Capital grants, subsidies and contributions	10	1,312,387	1,078,052	1,096,786
Proceeds from disposal of assets	5	155,000	265,253	244,000
Proceeds from financial assets at amortised cost - self supporting loans	7(a)	17,005	271,188	37,470
		1,484,392	1,614,493	1,378,256
Outflows from investing activities				
Payments for property, plant and equipment	5(a)	(852,750)	(1,185,294)	(1,603,020)
Payments for construction of infrastructure	5(b)	(2,736,610)	(2,888,390)	(3,381,244)
		(3,589,360)	(4,073,684)	(4,984,264)
Amount attributable to investing activities		(2,104,968)	(2,459,191)	(3,606,008)
FINANCING ACTIVITIES				
Inflows from financing activities				
Proceeds from new borrowings	7(a)	250,000	0	200,000
Transfers from reserve accounts	8(a)	0	360,335	205,000
		250,000	360,335	405,000
Outflows from financing activities				
Repayment of borrowings	7(a)	(138,610)	(436,367)	(202,648)
Transfers to reserve accounts	8(a)	(101,650)	(30,953)	(490,100)
		(240,260)	(467,320)	(692,748)
Amount attributable to financing activities		9,740	(106,985)	(287,748)
MOVEMENT IN SURPLUS OR DEFICIT				
Surplus or deficit at the start of the financial year	3	3,094,909	2,389,563	3,011,814
Amount attributable to operating activities		(999,681)	3,271,522	881,942
Amount attributable to investing activities		(2,104,968)	(2,459,191)	(3,606,008)
Amount attributable to financing activities		9,740	(106,985)	(287,748)
Surplus or deficit at the end of the financial year	3	0	3,094,909	0

This statement is to be read in conjunction with the accompanying notes.

**SHIRE OF NORTHAMPTON
FOR THE YEAR ENDED 30 JUNE 2024
INDEX OF NOTES TO THE BUDGET**

Note 1	Basis of Preparation	6
Note 2	Rates and Service Charges	8
Note 3	Net Current Assets	11
Note 4	Reconciliation of cash	13
Note 5	Fixed Assets	14
Note 6	Depreciation	15
Note 7	Borrowings	16
Note 8	Reserve Accounts	18
Note 9	Revenue Recognition	19
Note 10	Program Information	21
Note 11	Other Information	22
Note 12	Elected Members Remuneration	23
Note 13	Bonds and Deposits	24
Note 14	Fees and Charges	25

1(a) BASIS OF PREPARATION

The annual budget is a forward looking document and has been prepared in accordance with the Local Government Act 1995 and accompanying regulations.

Local Government Act 1995 requirements

Section 6.4(2) of the *Local Government Act 1995* read with the *Local Government (Financial Management) Regulations 1996* prescribe that the annual budget be prepared in accordance with the *Local Government Act 1995* and, to the extent that they are not inconsistent with the Act, the Australian Accounting Standards. The Australian Accounting Standards (as they apply to local governments and not-for-profit entities) and Interpretations of the Australian Accounting Standards Board were applied where no inconsistencies exist.

The *Local Government (Financial Management) Regulations 1996* specify that vested land is a right-of-use asset to be measured at cost, and is considered a zero cost concessionary lease. All right-of-use assets under zero cost concessionary leases are measured at zero cost rather than at fair value, except for vested improvements on concessionary land leases such as roads, buildings or other infrastructure which continue to be reported at fair value, as opposed to the vested land which is measured at zero cost. The measurement of vested improvements at fair value is a departure from AASB 16 which would have required the Shire to measure any vested improvements at zero cost.

Accounting policies which have been adopted in the preparation of this annual budget have been consistently applied unless stated otherwise. Except for cash flow and rate setting information, the annual budget has been prepared on the accrual basis and is based on historical costs, modified, where applicable, by the measurement at fair value of selected non-current assets, financial assets and liabilities.

The local government reporting entity

All funds through which the Shire controls resources to carry on its functions have been included in the financial statements forming part of this annual budget.

All monies held in the Trust Fund are excluded from the financial statements. A separate statement of those monies appears at Note 13 to the annual budget.

2022/23 actual balances

Balances shown in this budget as 2022/23 Actual are estimates as forecast at the time of preparation of the annual budget and are subject to final adjustments.

Budget comparative figures

Unless otherwise stated, the budget comparative figures shown in the budget relate to the original budget estimate for the relevant item of disclosure.

Comparative figures

Where required, comparative figures have been adjusted to conform with changes in presentation for the current financial year.

Rounding off figures

All figures shown in this statement are rounded to the nearest dollar.

Initial application of accounting standards

During the budget year, the below revised Australian Accounting Standards and Interpretations are expected to be compiled, become mandatory and be applicable to its operations.

- AASB 2021-2 Amendments to Australian Accounting Standards
 - Disclosure of Accounting Policies or Definition of Accounting Estimates
- AASB 2021-6 Amendments to Australian Accounting Standards
 - Disclosure of Accounting Policies: Tier 2 and Other Australian Accounting Standards
- AASB 2022-7 Editorial Corrections to Australian Accounting Standards and Repeal of Superseded and Redundant Standards

It is not expected these standards will have an impact on the annual budget.

New accounting standards for application in future years

The following new accounting standards will have application to local government in future years:

- AASB 2014-10 Amendments to Australian Accounting Standards
 - Sale or Contribution of Assets between an Investor and its Associate or Joint Venture
- AASB 2020-1 Amendments to Australian Accounting Standards
 - Classification of Liabilities as Current or Non-current
- AASB 2021-7c Amendments to Australian Accounting Standards
 - Effective Date of Amendments to AASB 10 and AASB 128 and Editorial Corrections [deferred AASB 10 and AASB 128 amendments in AASB 2014-10 apply]
- AASB 2022-5 Amendments to Australian Accounting Standards
 - Lease Liability in a Sale and Leaseback
- AASB 2022-6 Amendments to Australian Accounting Standards
 - Non-current Liabilities with Covenants
- AASB 2022-10 Amendments to Australian Accounting Standards
 - Fair Value Measurement of Non-Financial Assets of Not-for-Profit Public Sector Entities

It is not expected these standards will have an impact on the annual budget.

Judgements, estimates and assumptions

The preparation of the annual budget in conformity with Australian Accounting Standards requires management to make judgements, estimates and assumptions that effect the application of policies and reported amounts of assets and liabilities, income and expenses.

The estimates and associated assumptions are based on historical experience and various other factors that are believed to be reasonable under the circumstances; the results of which form the basis of making the judgements about carrying values of assets and liabilities that are not readily apparent from other sources. Actual results may differ from these estimates.

The balances, transactions and disclosures impacted by accounting estimates are as follows:

- estimated fair value of certain financial assets
- estimation of fair values of land and buildings and investment property
- impairment of financial assets
- estimation uncertainties and judgements made in relation to lease accounting
- estimated useful life of assets

**SHIRE OF NORTHAMPTON
NOTES TO AND FORMING PART OF THE BUDGET
FOR THE YEAR ENDED 30 JUNE 2024**

1(b) KEY TERMS AND DEFINITIONS - NATURE OR TYPE

REVENUES

RATES

All rates levied under the *Local Government Act 1995*. Includes general, differential, specific area rates, minimum payment, interim rates, back rates, ex-gratia rates, less discounts offered.

Exclude administration fees, interest on instalments, interest on arrears, service charges and sewerage rates.

GRANTS, SUBSIDIES AND CONTRIBUTIONS

All amounts received as grants, subsidies and contributions that are not capital grants.

CAPITAL GRANTS, SUBSIDIES AND CONTRIBUTIONS

Amounts received specifically for the acquisition, construction of new or the upgrading of non-current assets paid to a local government, irrespective of whether these amounts are received as capital grants, subsidies, contributions or donations.

REVENUE FROM CONTRACTS WITH CUSTOMERS

Revenue from contracts with customers is recognised when the local government satisfies its performance obligations under the contract.

FEES AND CHARGES

Revenues (other than service charges) from the use of facilities and charges made for local government services, sewerage rates, rentals, hire charges, fee for service, photocopying charges, licences, sale of goods or information, fines, penalties and administration fees.

Local governments may wish to disclose more detail such as rubbish collection fees, rental of property, fines and penalties, other fees and charges.

SERVICE CHARGES

Service charges imposed under *Division 6 of Part 6 of the Local Government Act 1995*. Regulation 54 of the *Local Government (Financial Management) Regulations 1996* identifies the charges which can be raised. These are television and radio broadcasting, underground electricity and neighbourhood surveillance services and water.

Exclude rubbish removal charges which should not be classified as a service charge. Interest and other items of a similar nature received from bank and investment accounts, interest on rate instalments, interest on rate arrears and interest on debtors.

INTEREST EARNINGS

Interest and other items of a similar nature received from bank and investment accounts, interest on rate instalments, interest on rate arrears and interest on debtors.

OTHER REVENUE / INCOME

Other revenue, which cannot be classified under the above headings, includes dividends, discounts, rebates etc.

PROFIT ON ASSET DISPOSAL

Gain on the disposal of assets including gains on the disposal of long-term investments.

EXPENSES

EMPLOYEE COSTS

All costs associated with the employment of person such as salaries, wages, allowances, benefits such as vehicle and housing, superannuation, employment expenses, removal expenses, relocation expenses, worker's compensation insurance, training costs, conferences, safety expenses, medical examinations, fringe benefit tax, etc.

Note *AASB 119 Employee Benefits* provides a definition of employee benefits which should be considered.

MATERIALS AND CONTRACTS

All expenditures on materials, supplies and contracts not classified under other headings. These include supply of goods and materials, legal expenses, consultancy, maintenance agreements, communication expenses (such as telephone and internet charges), advertising expenses, membership, periodicals, publications, hire expenses, rental, leases, postage and freight etc.

Local governments may wish to disclose more detail such as contract services, consultancy, information technology and rental or lease expenditures.

UTILITIES (GAS, ELECTRICITY, WATER)

Expenditures made to the respective agencies for the provision of power, gas or water.

Exclude expenditures incurred for the reinstatement of roadwork on behalf of these agencies.

INSURANCE

All insurance other than worker's compensation and health benefit insurance included as a cost of employment.

LOSS ON ASSET DISPOSAL

Loss on the disposal of fixed assets.

DEPRECIATION ON NON-CURRENT ASSETS

Depreciation and amortisation expenses raised on all classes of assets.

FINANCE COSTS

Interest and other costs of finance paid, including costs of finance for loan debentures, overdraft accommodation and refinancing expenses.

OTHER EXPENDITURE

Statutory fees, taxes, provision for bad debts, member's fees or levies including DFES levy and State taxes. Donations and subsidies made to community groups.

**SHIRE OF NORTHAMPTON
NOTES TO AND FORMING PART OF THE BUDGET
FOR THE YEAR ENDED 30 JUNE 2024**

2. RATES AND SERVICE CHARGES

(a) Rating Information

Rate Description	Basis of valuation	Rate in	Number of properties	Rateable value	2023/24 Budgeted rate revenue	2023/24 Budgeted interim rates	2023/24 Budgeted back rates	2023/24 Budgeted total revenue	2022/23 Actual total revenue	2022/23 Budget total revenue
		\$		\$	\$	\$	\$	\$	\$	\$
(i) General rates										
General GRV	Gross rental valuation	0.086903	1,445	18,432,632	1,756,773			1,756,773	1,628,624	1,583,482
General UV	Unimproved valuation	0.008487	422	298,259,414	2,532,860			2,532,860	2,401,109	2,397,997
Total general rates			1,867	316,692,046	4,289,633	0	0	4,289,633	4,029,733	3,981,479
		Minimum								
(ii) Minimum payment		\$								
General GRV	Gross rental valuation	615	1,151	5,325,590	707,865			707,865	700,060	694,260
General UV	Unimproved valuation	615	82	1,655,142	50,430			50,430	35,960	41,760
Total minimum payments			1,233	6,980,732	758,295	0	0	758,295	736,020	736,020
Total general rates and minimum payments			3,100	323,672,778	5,047,928	0	0	5,047,928	4,765,753	4,717,499
(iii) Specified area rates										
Port Gregory Water Supply	Gross rental valuation	0.045713	55	568,762	26,000			26,000	23,286	23,000
Kalbarri Tourism Rate	Gross rental valuation	0.001785	1,759	16,805,309	30,000			30,000	31,294	30,000
Total specified area rates			1,814	17,374,071	56,000	0	0	56,000	54,580	53,000
					5,103,928	0	0	5,103,928	4,820,333	4,770,499
Total rates					5,103,928	0	0	5,103,928	4,820,333	4,770,499

All rateable properties within the district used predominately for non-rural purposes are rated according to their Gross Rental Valuation (GRV), all other properties are rated according to their Unimproved Valuation (UV).

The general rates detailed for the 2023/24 financial year have been determined by Council on the basis of raising the revenue required to meet the estimated deficiency between the total estimated expenditure proposed in the budget and the estimated revenue to be received from all sources other than general rates and also considering the extent of any increase in rating over the level adopted in the previous year.

The minimum rates have been determined by Council on the basis that all ratepayers must make a reasonable contribution to the cost of local government services/facilities.

**SHIRE OF NORTHAMPTON
NOTES TO AND FORMING PART OF THE BUDGET
FOR THE YEAR ENDED 30 JUNE 2024**

2. RATES AND SERVICE CHARGES (CONTINUED)

(b) Interest Charges and Instalments - Rates and Service Charges

Instalment options	Date due	Instalment plan admin charge	Instalment plan interest rate	Unpaid rates interest rates
		\$	%	%
Option one				
Single full payment	6-10-2023	0	0.00%	7.00%
Option two				
First instalment	6-10-2023	5	5.00%	7.00%
Second instalment	8-12-2023	5	5.00%	7.00%
Option three				
First instalment	6-10-2023	5	5.00%	7.00%
Second instalment	8-12-2023	5	5.00%	7.00%
Third instalment	9-02-2024	5	5.00%	7.00%
Fourth instalment	12-04-2024	5	5.00%	7.00%

	2023/24 Budget revenue	2022/23 Actual revenue	2022/23 Budget revenue
	\$	\$	\$
Instalment plan interest & admin charge earned	16,000	15,945	15,000
Unpaid rates and service charge interest earned	11,500	9,929	10,000
	27,500	25,874	25,000

**SHIRE OF NORTHAMPTON
NOTES TO AND FORMING PART OF THE BUDGET
FOR THE YEAR ENDED 30 JUNE 2024**

2. RATES AND SERVICE CHARGES (CONTINUED)

(c) Specified Area Rate

	Budgeted rate applied to costs	Budgeted rate set aside to reserve	Reserve Amount to be applied to costs	Purpose of the rate	Area or properties rate is to be imposed on
Specified area rate	\$	\$	\$		
Port Gregory Water Supply	26,000	0	0	The specified area rate for the Port Gregory Water Supply is levied on all rateable Port Gregory Gross Rental Value designated properties for the operation of the Port Gregory water supply. The amount required has been estimated as the cost to operated the water supply for 2022/2023.	
Kalbarri Tourism Rate	30,000	0	0	The specified area rate for Kalbarri Tourism is levied on all rateable Kalbarri Gross Rental Value designated properties in accordance with the Kalbarri Town Planning Scheme No. 9	
	56,000	0	0		

(d) Service Charges

The Shire did not raise service charges for the year ended 30th June 2024.

(e) Waivers or concessions

The Shire does not anticipate any waivers or concessions for the year ended 30th June 2024.

SHIRE OF NORTHAMPTON
NOTES TO AND FORMING PART OF THE BUDGET
FOR THE YEAR ENDED 30 JUNE 2024

3. NET CURRENT ASSETS

(a) Composition of estimated net current assets

Current assets

Cash and cash equivalents
 Financial assets
 Receivables
 Inventories

Less: current liabilities

Trade and other payables
 Long term borrowings
 Employee provisions

Net current assets

Less: Total adjustments to net current assets

Net current assets used in the Rate Setting Statement

Note	2023/24 Budget 30 June 2024	2022/23 Actual 30 June 2023	2022/23 Budget 30 June 2023
	\$	\$	\$
4	1,896,166	4,889,425	1,452,197
	17,684	17,005	37,740
	739,518	739,518	427,563
	193,407	193,407	246,568
	2,846,775	5,839,355	2,164,068
	(1,894,219)	(1,894,219)	(663,501)
7	(142,131)	(138,610)	(402,648)
	(732,724)	(732,724)	(718,084)
	(2,769,074)	(2,765,553)	(1,784,233)
	77,701	3,073,802	379,835
3(c)	(77,701)	21,107	(379,835)
	0	3,094,909	0

SHIRE OF NORTHAMPTON
NOTES TO AND FORMING PART OF THE BUDGET
FOR THE YEAR ENDED 30 JUNE 2024

3. NET CURRENT ASSETS (CONTINUED)

EXPLANATION OF DIFFERENCE IN NET CURRENT ASSETS AND SURPLUS/(DEFICIT)

Items excluded from calculation of budgeted deficiency

When calculating the budget deficiency for the purpose of Section 6.2 (2)(c) of the *Local Government Act 1995* the following amounts have been excluded as provided by *Local Government (Financial Management) Regulation 32* which will not fund the budgeted expenditure.

(b) Non-cash amounts excluded from operating activities

The following non-cash revenue or expenditure has been excluded from amounts attributable to operating activities within the Rate Setting Statement in accordance with *Financial Management Regulation 32*.

Adjustments to operating activities

Less: Profit on asset disposals
 Add: Loss on asset disposals
 Add: Depreciation
 Movement in current employee provisions associated with restricted cash

Non cash amounts excluded from operating activities

(c) Current assets and liabilities excluded from budgeted deficiency

The following current assets and liabilities have been excluded from the net current assets used in the Rate Setting Statement in accordance with *Financial Management Regulation 32* to agree to the surplus/(deficit) after imposition of general rates.

Adjustments to net current assets

Less: Cash - reserve accounts
 Less: Current assets not expected to be received at end of year
 - Current financial assets at amortised cost - self supporting loans
 - Land held for resale
 - Other liabilities - Adjustment to current non current liabilities
 Add: Current liabilities not expected to be cleared at end of year
 - Current portion of borrowings
 - Current portion of employee benefit provisions

Total adjustments to net current assets

Note	2023/24 Budget 30 June 2024	2022/23 Actual 30 June 2023	2022/23 Budget 30 June 2023
	\$	\$	\$
5	(59,000)	(173,241)	(137,500)
5	0	1,799	0
6	2,557,550	2,560,707	2,382,850
	0	25,768	0
	2,498,550	2,415,033	2,245,350
8	(754,872)	(653,222)	(1,267,703)
	(17,684)	(17,005)	(37,470)
	(180,000)	(180,000)	(235,000)
			39,605
	142,131	138,610	402,648
	732,724	732,724	718,085
	(77,701)	21,107	(379,835)

3(d) NET CURRENT ASSETS (CONTINUED)

MATERIAL ACCOUNTING POLICIES

CURRENT AND NON-CURRENT CLASSIFICATION

The asset or liability is classified as current if it is expected to be settled within the next 12 months, being the Shire's operational cycle. In the case of liabilities where the Shire does not have the unconditional right to defer settlement beyond 12 months, such as vested long service leave, the liability is classified as current even if not expected to be settled within the next 12 months. Inventories held for trading are classified as current or non-current based on the Shire's intentions to release for sale.

TRADE AND OTHER PAYABLES

Trade and other payables represent liabilities for goods and services provided to the Shire prior to the end of the financial year that are unpaid and arise when the Shire becomes obliged to make future payments in respect of the purchase of these goods and services. The amounts are unsecured, are recognised as a current liability and are normally paid within 30 days of recognition. The carrying amounts of trade and other payables are considered to be the same as their fair values, due to their short-term nature.

PREPAID RATES

Prepaid rates are, until the taxable event has occurred (start of the next financial year), refundable at the request of the ratepayer. Rates received in advance are initially recognised as a financial liability. When the taxable event occurs, the financial liability is extinguished and the Shire recognises revenue for the prepaid rates that have not been refunded.

INVENTORIES

General

Inventories are measured at the lower of cost and net realisable value.

Net realisable value is the estimated selling price in the ordinary course of business less the estimated costs of completion and the estimated costs necessary to make the sale.

Superannuation

The Shire contributes to a number of superannuation funds on behalf of employees. All funds to which the Shire contributes are defined contribution plans.

LAND HELD FOR RESALE

Land held for development and sale is valued at the lower of cost and net realisable value. Cost includes the cost of acquisition, development, borrowing costs and holding costs until completion of development. Finance costs and holding charges incurred after development is completed are expensed.

Gains and losses are recognised in profit or loss at the time of signing an unconditional contract of sale if significant risks and rewards, and effective control over the land, are passed on to the buyer at this point.

Land held for resale is classified as current except where it is held as non-current based on the Shire's intentions to release for sale.

GOODS AND SERVICES TAX (GST)

Revenues, expenses and assets are recognised net of the amount of GST, except where the amount of GST incurred is not recoverable from the Australian Taxation Office (ATO).

Receivables and payables are stated inclusive of GST receivable or payable. The net amount of GST recoverable from, or payable to, the ATO is included with receivables or payables in the statement of financial position.

Cash flows are presented on a gross basis. The GST components of cash flows arising from investing or financing activities which are recoverable from, or payable to, the ATO are presented as operating cash flows.

CONTRACT LIABILITIES

Contract liabilities represent the Shire's obligation to transfer goods or services to a customer for which the Shire has received consideration from the customer.

Contract liabilities represent obligations which are not yet satisfied. Contract liabilities are recognised as revenue when the performance obligations in the contract are satisfied.

TRADE AND OTHER RECEIVABLES

Trade and other receivables include amounts due from ratepayers for unpaid rates and service charges and other amounts due from third parties for grants, contributions, reimbursements, and goods sold and services performed in the ordinary course of business.

Trade and other receivables are recognised initially at the amount of consideration that is unconditional, unless they contain significant financing components, when they are recognised at fair value.

Trade receivables are held with the objective to collect the contractual cashflows and therefore the Shire measures them subsequently at amortised cost using the effective interest rate method.

Due to the short term nature of current receivables, their carrying amount is considered to be the same as their fair value. Non-current receivables are indexed to inflation, any difference between the face value and fair value is considered immaterial.

The Shire applies the AASB 9 simplified approach to measuring expected credit losses using a lifetime expected loss allowance for all trade receivables. To measure the expected credit losses, rates receivable are separated from other trade receivables due to the difference in payment terms and security for rates receivable.

PROVISIONS

Provisions are recognised when the Shire has a present legal or constructive obligation, as a result of past events, for which it is probable that an outflow of economic benefits will result and that outflow can be reliably measured.

Provisions are measured using the best estimate of the amounts required to settle the obligation at the end of the reporting period.

EMPLOYEE BENEFITS

Short-term employee benefits

Provision is made for the Shire's obligations for short-term employee benefits. Short term employee benefits are benefits (other than termination benefits) that are expected to be settled wholly before 12 months after the end of the annual reporting period in which the employees render the related service, including wages, salaries and sick leave. Short-term employee benefits are measured at the (undiscounted) amounts expected to be paid when the obligation is settled.

The Shire's obligations for short-term employee benefits such as wages, salaries and sick leave are recognised as a part of current trade and other payables in the determination of the net current asset position. The Shire's obligations for employees' annual leave and long service leave entitlements are recognised as provisions in the determination of the net current asset position.

Other long-term employee benefits

Long-term employee benefits provisions are measured at the present value of the expected future payments to be made to employees. Expected future payments incorporate anticipated future wage and salary levels, durations of service and employee departures and are discounted at rates determined by reference to market yields at the end of the reporting period on government bonds that have maturity dates that approximate the terms of the obligations. Any remeasurements for changes in assumptions of obligations for other long-term employee benefits are recognised in profit or loss in the periods in which the changes occur.

The Shire's obligations for long-term employee benefits are presented as non-current provisions in its statement of financial position, except where the Shire does not have an unconditional right to defer settlement for at least 12 months after the end of the reporting period, in which case the obligations are presented as current provisions.

**SHIRE OF NORTHAMPTON
NOTES TO AND FORMING PART OF THE BUDGET
FOR THE YEAR ENDED 30 JUNE 2024**

4. RECONCILIATION OF CASH

For the purposes of the Statement of Cash Flows, cash includes cash and cash equivalents, net of outstanding bank overdrafts. Estimated cash at the end of the reporting period is as follows:

	Note	2023/24 Budget	2022/23 Actual	2022/23 Budget
Cash at bank and on hand		\$ 1,242,944	\$ 4,236,203	\$ 469,594
Term deposits		653,222	653,222	982,603
Total cash and cash equivalents		1,896,166	4,889,425	1,452,197
Held as				
- Unrestricted cash and cash equivalents	3(a)	345,481	3,440,390	(787,432)
- Restricted cash and cash equivalents	3(a)	1,550,685	1,449,035	2,239,629
		1,896,166	4,889,425	1,452,197
Restrictions				
The following classes of assets have restrictions imposed by regulations or other externally imposed requirements which limit or direct the purpose for which the resources may be used:				
- Cash and cash equivalents		1,550,685	1,449,035	2,239,629
		1,550,685	1,449,035	2,239,629
The assets are restricted as a result of the specified purposes associated with the liabilities below:				
Financially backed reserves	8	754,872	653,222	1,267,703
Other provisions		795,813	795,813	971,926
		1,550,685	1,449,035	2,239,629
Reconciliation of net cash provided by operating activities to net result				
Net result		(2,185,844)	1,934,541	(266,622)
Depreciation	6	2,557,550	2,560,707	2,382,850
(Profit)/loss on sale of asset	5	(59,000)	(171,442)	(137,500)
(Increase)/decrease in receivables		0	(317,109)	
(Increase)/decrease in inventories		0	(1,839)	
Increase/(decrease) in payables		0	1,176,605	
Increase/(decrease) in contract liabilities		0	(497,341)	
Capital grants, subsidies and contributions		(1,312,387)	(1,078,052)	(1,096,786)
Net cash from operating activities		(999,681)	3,606,070	881,942

MATERIAL ACCOUNTING POLICES

CASH AND CASH EQUIVALENTS

Cash and cash equivalents include cash on hand, cash at bank, deposits available on demand with banks, other short term highly liquid investments that are readily convertible to known amounts of cash and which are subject to an insignificant risk of changes in value and bank overdrafts.

Bank overdrafts are shown as short term borrowings in current liabilities in Note 3 - Net Current Assets.

FINANCIAL ASSETS AT AMORTISED COST

The Shire classifies financial assets at amortised cost if both of the following criteria are met:

- the asset is held within a business model whose objective is to collect the contractual cashflows, and
- the contractual terms give rise to cash flows that are solely payments of principal and interest.

SHIRE OF NORTHAMPTON
NOTES TO AND FORMING PART OF THE BUDGET
FOR THE YEAR ENDED 30 JUNE 2024

5. FIXED ASSETS

The following assets are budgeted to be acquired and/or disposed of during the year.

	2023/24 Budget Additions	2023/24 Budget Disposals - Net Book Value	2023/24 Budget Disposals - Sale Proceeds	2023/24 Budget Disposals - Profit or Loss	2022/23 Actual Additions	2022/23 Disposals - Net Book Value	2022/23 Actual Disposals - Sale Proceeds	2022/23 Actual Disposals - Profit or Loss	2022/23 Budget Additions	2022/23 Budget Disposals - Net Book Value	2022/23 Budget Disposals - Sale Proceeds	2022/23 Budget Disposals - Profit or Loss
	\$	\$	\$	\$	\$	\$	\$	\$	\$	\$	\$	\$
(a) Property, Plant and Equipment												
Buildings	71,750			0	587,812	1,799	0	(1,799)	737,720			0
Plant and equipment	781,000	96,000	155,000	59,000	597,483	92,012	265,253	173,241	865,300	106,500	244,000	137,500
Total	852,750	96,000	155,000	59,000	1,185,294	93,811	265,253	171,442	1,603,020	106,500	244,000	137,500
(b) Infrastructure												
Infrastructure - roads	2,157,140			0	2,157,997			0	2,352,084			0
Infrastructure - footpaths/carparks	376,470			0	12,330			0	235,160			0
Infrastructure - drainage				0				0	55,000			0
Infrastructure - water supply	55,000			0				0	0			0
Infrastructure - parks and ovals	148,000			0	37,718			0	109,000			0
Other infrastructure - Airport				0	680,345			0	630,000			0
Total	2,736,610	0	0	0	2,888,390	0	0	0	3,381,244	0	0	0
Total	3,589,360	96,000	155,000	59,000	4,073,684	93,811	265,253	171,442	4,984,264	106,500	244,000	137,500

MATERIAL ACCOUNTING POLICIES

RECOGNITION OF ASSETS

Assets for which the fair value as at the date of acquisition is under \$5,000 are not recognised as an asset in accordance with Financial Management Regulation 17A (5). These assets are expensed immediately.

Where multiple individual low value assets are purchased together as part of a larger asset or collectively forming a larger asset exceeding the threshold, the individual assets are recognised as one asset and capitalised.

GAINS AND LOSSES ON DISPOSAL

Gains and losses on disposals are determined by comparing proceeds with the carrying amount. These gains and losses are included in profit or loss in the period which they arise.

SHIRE OF NORTHAMPTON
NOTES TO AND FORMING PART OF THE BUDGET
FOR THE YEAR ENDED 30 JUNE 2024

6. DEPRECIATION

By Class

Buildings
Furniture and equipment
Plant and equipment
Infrastructure - roads
Infrastructure - footpaths/carparks
Infrastructure - drainage
Infrastructure - water supply
Infrastructure - parks and ovals
Infrastructure - waste facilities
Other infrastructure - Airport

By Program

Governance
Law, order, public safety
Health
Education and welfare
Housing
Community amenities
Recreation and culture
Transport
Economic services
Other property and services

2023/24 Budget	2022/23 Actual	2022/23 Budget
\$	\$	\$
485,000	484,052	405,000
28,500	28,123	29,700
513,600	517,920	485,000
1,155,000	1,155,838	1,119,000
72,000	71,853	69,000
71,500	71,328	71,500
1,000	999	950
170,000	169,603	160,000
18,250	18,253	0
42,700	42,738	42,700
2,557,550	2,560,707	2,382,850
75,000	73,018	55,000
69,500	68,699	73,500
24,500	24,078	18,000
6,000	6,021	4,000
51,000	51,101	34,000
59,050	72,428	52,950
540,000	537,668	460,000
1,706,000	1,705,618	1,661,500
21,500	22,076	23,900
5,000	0	0
2,557,550	2,560,707	2,382,850

MATERIAL ACCOUNTING POLICIES

DEPRECIATION

The depreciable amount of all fixed assets including buildings but excluding freehold land, are depreciated on a straight-line basis over the individual asset's useful life from the time the asset is held ready for use. Leasehold improvements are depreciated over the shorter of either the unexpired period of the lease or the estimated useful life of the improvements.

The assets residual values and useful lives are reviewed, and adjusted if appropriate, at the end of each reporting period.

An asset's carrying amount is written down immediately to its recoverable amount if the asset's carrying amount is greater than its estimated recoverable amount.

Major depreciation periods used for each class of depreciable asset are:

Buildings	30 to 80 years
Furniture and equipment	5 to 20 years
Plant and equipment	30 to 80 years
Infrastructure - roads	20 to 80 years
Infrastructure - footpaths/carparks	20 - 30 years
Infrastructure - drainage	50 - 80 years
Infrastructure - water supply	30 to 75 years
Infrastructure - parks and ovals	10 to 60 Years
Infrastructure - waste facilities	50 - 100 years
Other infrastructure - Airport	10 to 50 Years

SHIRE OF NORTHAMPTON
NOTES TO AND FORMING PART OF THE BUDGET
FOR THE YEAR ENDED 30 JUNE 2024

7. BORROWINGS

(a) Borrowing repayments

Movement in borrowings and interest between the beginning and the end of the current financial year.

Purpose	Loan Number	Institution	Interest Rate	Budget	2023/24	2023/24	Budget	2023/24	Actual	2022/23	2022/23	Actual	2022/23	Budget	2022/23	2022/23	Budget	2022/23
				Principal 1 July 2023	Budget New Loans	Budget Principal Repayments	Principal outstanding 30 June 2024	Budget Interest Repayments	Principal 1 July 2022	Actual New Loans	Actual Principal Repayments	Principal outstanding 30 June 2023	Actual Interest Repayments	Principal 1 July 2022	Budget New Loans	Budget Principal Repayments	Principal outstanding 30 June 2023	Budget Interest Repayments
Staff Housing	154	WATC		\$ 79,363	\$	\$ (39,038)	\$ 40,325	\$ (2,871)	\$ 117,155	\$	\$ (37,792)	\$ 79,363	\$ (5,222)	\$ 117,115	\$	\$ (37,792)	\$ 79,323	\$ (4,344)
RSL Hall Development	156	WATC		312,203		(49,405)	262,798	(8,265)	360,605		(48,402)	312,203	(9,218)	360,605		(48,402)	312,203	(9,604)
Plant Purchases	153	WATC		0			0		46,346		(46,346)	0	(761)	46,346		(46,346)	0	(1,606)
Plant Purchases	157	WATC		243,626		(33,162)	210,464	(5,370)	276,264		(32,638)	243,626	(5,203)	276,264		(32,638)	243,626	(6,120)
Plant Purchases (New)	158	WATC		0	250,000		250,000		0		0	0	0	0	200,000	0	200,000	
				635,192	250,000	(121,605)	763,587	(16,506)	800,370	0	(165,178)	635,192	(20,404)	800,330	200,000	(165,178)	835,152	(21,674)
Self Supporting Loans																		
Pioneer Lodge	155	WATC	0.0%	310,824	0	(17,005)	293,819	(14,219)	327,177	0	(16,353)	310,824	(10,127)	327,177	0	(16,353)	310,824	(14,983)
Staff Housing	152	NAB	0.0%	0	0	0	0	0	254,836	0	(254,836)	0	(28,053)	254,834	0	(21,117)	233,717	(16,580)
				310,824	0	(17,005)	293,819	(14,219)	582,013	0	(271,189)	310,824	(38,180)	582,011	0	(37,470)	544,541	(31,563)
				946,016	250,000	(138,610)	1,057,406	(30,725)	1,382,383	0	(436,367)	946,016	(58,584)	1,382,341	200,000	(202,648)	1,379,693	(53,237)

All borrowing repayments, other than self supporting loans, will be financed by general purpose revenue.

SHIRE OF NORTHAMPTON
NOTES TO AND FORMING PART OF THE BUDGET
FOR THE YEAR ENDED 30 JUNE 2024

7. BORROWINGS

(b) New borrowings - 2023/24

Particulars/Purpose	Institution	Loan type	Term (years)	Interest rate	Amount borrowed budget	Total interest & charges	Amount used budget	Balance unspent
Plant Loan	WATC		10	%	\$ 250,000	\$	\$	\$ 250,000
					250,000	0	0	250,000

(c) Unspent borrowings

The Shire had no unspent borrowing funds as at 30th June 2023 nor is it expected to have unspent borrowing funds as at 30th June 2024.

(d) Credit Facilities

	2023/24 Budget	2022/23 Actual	2022/23 Budget
	\$	\$	\$
Undrawn borrowing facilities credit standby arrangements			
Bank overdraft limit	0	0	0
Bank overdraft at balance date	0	0	0
Credit card limit	20,000	20,000	10,000
Credit card balance at balance date	(5,000)	(3,051)	(2,500)
Total amount of credit unused	15,000	16,949	7,500
Loan facilities			
Loan facilities in use at balance date	1,057,406	946,016	1,379,693

MATERIAL ACCOUNTING POLICIES

BORROWING COSTS

The Shire has elected to recognise borrowing costs as an expense when incurred regardless of how the borrowings are applied.

Fair values of borrowings are not materially different to their carrying amounts, since the interest payable on those borrowings is either close to current market rates or the borrowings are of a short term nature. Borrowings fair values are based on discounted cash flows using a current borrowing rate. They are classified as level 3 fair values in the fair value hierarchy due to the unobservable inputs, including own credit risk.

SHIRE OF NORTHAMPTON
NOTES TO AND FORMING PART OF THE BUDGET
FOR THE YEAR ENDED 30 JUNE 2024

8. RESERVE ACCOUNTS

(a) Reserve Accounts - Movement

	2023/24 Budget Opening Balance	2023/24 Budget Transfer to	2023/24 Budget Transfer (from)	2023/24 Budget Closing Balance	2022/23 Actual Opening Balance	2022/23 Actual Transfer to	2022/23 Actual Transfer (from)	2022/23 Actual Closing Balance	2022/23 Budget Opening Balance	2022/23 Budget Transfer to	2022/23 Budget Transfer (from)	2022/23 Budget Closing Balance
	\$	\$	\$	\$	\$	\$	\$	\$	\$	\$	\$	\$
Restricted by council												
(a) Leave reserve	92,585	10,000	0	102,585	236,560	11,360	(155,335)	92,585	236,560	6,250	0	242,810
(b) Roadworks Reserve	31,986	1,500	0	33,486	29,456	2,530	0	31,986	29,456	500	0	29,956
(c) Kalbarri Airport Reserve	1,045	500	0	1,545	205,535	510	(205,000)	1,045	205,535	100	(205,000)	635
(d) Computer Office Equipment Reserve	35,136	1,000	0	36,136	33,861	1,275	0	35,136	33,861	250	0	34,111
(e) House and Building Reserve	117,240	1,500	0	118,740	114,710	2,530	0	117,240	114,710	480,500	0	595,210
(f) Strategic Opportunities Reserve	368,255	7,500	0	375,755	368,255	0	0	368,255	355,506	2,500	0	358,006
(g) Port Gregory Water Supply Reserve	0	0	0	0	(12,748)	12,748	0	0	0	0	0	0
(h) Tourism Infrastructure Reserve	0	0	0	0	6,975	0	0	0	6,975	0	0	6,975
(i) Kalbarri Specified Area Reserve	6,975	0	0	6,975	0	0	0	6,975	0	0	0	0
(j) Health Services Reserve	0	79,650	0	79,650	0	0	0	0	0	0	0	0
	653,222	101,650	0	754,872	982,604	30,953	(360,335)	653,222	982,603	490,100	(205,000)	1,267,703

(b) Reserve Accounts - Purposes

In accordance with Council resolutions in relation to each reserve account, the purpose for which the reserves are set aside are as follows:

Reserve name	Anticipated date of use	Purpose of the reserve
(a) Leave reserve	Future Use	To be used to fund annual and long service leave requirements
(b) Roadworks Reserve	Future Use	To be used to fund major reseals of bitumen roads and other major road construction works including footpath construction
(c) Kalbarri Airport Reserve	2022/2023	To be used for the maintenance and construction of the Kalbarri Airport
(d) Computer Office Equipment Reserve	Future Use	To be used to for the purchase and upgrade of office equipment and computers
(e) House and Building Reserve	Future Use	To be used for the construction of new housing and upgrades to buildings under Council control
(f) Strategic Opportunities Reserve	Future Use	To be used for progressing strategic initiatives including land development.
(g) Port Gregory Water Supply Reserve	Future Use	To be used for the replacement of the Port Gregory pipeline.
(h) Tourism Infrastructure Reserve	Future Use	To be used for the development of Tourism Infrastructure.
(i) Kalbarri Specified Area Reserve	Future Use	To be used for Kalbarri Tourism advertising
(j) Health Services Reserve	Future Use	To be used for the provision of future health services

9. REVENUE RECOGNITION

MATERIAL ACCOUNTING POLICIES

Recognition of revenue from contracts with customers is dependant on the source of revenue and the associated terms and conditions associated with each source of revenue and recognised as follows:

Revenue Category	Nature of goods and services	When obligations typically satisfied	Payment terms	Returns/Refunds/Warranties	Determination of transaction price	Allocating transaction price	Measuring obligations for returns	Timing of Revenue recognition
Grant contracts with customers	Community events, minor facilities, research, design, planning evaluation and services	Over time	Fixed terms transfer of funds based on agreed milestones and reporting	Contract obligation if project not complete	Set by mutual agreement with the customer	Based on the progress of works to match performance obligations	Returns limited to repayment of transaction price of terms breached	Output method based on project milestones and/or completion date matched to performance obligations as inputs are shared
Licences/ Registrations/ Approvals	Building, planning, development and animal management, having the same nature as a licence regardless of naming.	Single point in time	Full payment prior to issue	None	Set by State legislation or limited by legislation to the cost of provision	Based on timing of issue of the associated rights	No refunds	On payment and issue of the licence, registration or approval
Waste management entry fees	Waste treatment, recycling and disposal service at disposal sites	Single point in time	Payment in advance at gate or on normal trading terms if credit provided	None	Adopted by council annually	Based on timing of entry to facility	Not applicable	On entry to facility
Fees and charges for other goods and services	Cemetery services, library fees, reinstatements and private works	Single point in time	Payment in full in advance	None	Adopted by council annually	Applied fully based on timing of provision	Not applicable	Output method based on provision of service or completion of works
Sale of stock	Aviation fuel, kiosk and visitor centre stock	Single point in time	In full in advance, on 15 day credit	Refund for faulty goods	Adopted by council annually, set by mutual agreement	Applied fully based on timing of provision	Returns limited to repayment of transaction price	Output method based on goods

**SHIRE OF NORTHAMPTON
NOTES TO AND FORMING PART OF THE BUDGET
FOR THE YEAR ENDED 30 JUNE 2024**

10. PROGRAM INFORMATION

(a) Key Terms and Definitions - Reporting Programs

In order to discharge its responsibilities to the community, Council has developed a set of operational and financial objectives. These objectives have been established both on an overall basis, reflected by the Shire's Community Vision, and for each of its broad activities/programs.

OBJECTIVE

ACTIVITIES

Governance

To provide a decision making process for the efficient allocation of scarce resources.

Includes the activities of members of Council and the administrative support available to the council for the provision of governance of the district.

General purpose funding

To collect revenue to allow for the provision of services.

Rates, general purpose government grants and interest revenue.

Law, order, public safety

To provide services to help ensure a safer and environmentally conscious community.

Supervision and enforcement of various local laws relating to fire prevention, animal control and other aspects of public safety including emergency services.

Health

To provide an operational framework for environmental and community health.

Inspection of food outlets and their control, administration of health local laws and maintenance 'of the Northampton and Kalbarri doctors surgery.

Education and welfare

To provide services to disadvantaged persons, the elderly, children and youth.

Maintenance of child care facilities, Pioneer Lodge Self Funding loan and youth programs.

Housing

To provide and maintain housing.

Provision and maintenance of housing.

Community amenities

To provide services required by the community.

Rubbish collection services, operation of rubbish disposal sites, litter control, protection of the environment and town planning schemes, cemetery and public conveniences.

Recreation and culture

To establish and effectively manage infrastructure and resource which will help the social wellbeing of the community.

Maintenance of public halls, civic centres, beaches, recreation centres and various sporting facilities. Provision and maintenance of parks, gardens and operation of library, museum and other cultural facilities & playgrounds.

Transport

To provide safe, effective and efficient transport services to the community.

Construction and maintenance of roads, streets, footpaths, depots, cycle ways, parking facilities and traffic control. Cleaning of streets and maintenance of street trees, street lighting etc.

Economic services

To help promote the shire and its economic wellbeing.

Tourism and area promotion, Port Gergory Water Supply and Building control.

Other property and services

To monitor and control Shire's overhead operating accounts.

Private works operation, plant repair and operation costs and engineering operation costs, work health and safety costs & misc major event/incident costs

SHIRE OF NORTHAMPTON
NOTES TO AND FORMING PART OF THE BUDGET
FOR THE YEAR ENDED 30 JUNE 2024

10. PROGRAM INFORMATION (Continued)

(b) Income and expenses

	2023/24	2022/23	2022/23
	Budget	Actual	Budget
Income excluding grants, subsidies and contributions	\$	\$	\$
Governance	44,300	50,254	59,300
General purpose funding	5,225,428	4,953,299	4,757,499
Law, order, public safety	13,200	44,431	13,700
Health	13,824	13,447	12,112
Education and welfare	14,219	0	22,443
Housing	28,756	48,632	51,636
Community amenities	1,002,727	1,000,840	1,000,127
Recreation and culture	14,000	13,442	12,833
Transport	43,661	117,833	114,280
Economic services	241,874	242,219	230,040
Other property and services	20,000	1,759,208	1,488,540
	6,661,989	8,243,605	7,762,510
Grants, subsidies and contributions			
Governance	40,000	60,550	56,422
General purpose funding	108,092	3,152,250	480,797
Law, order, public safety	105,090	101,960	87,888
Health	18,000	18,528	18,000
Education and welfare	0	133,771	37,500
Housing	15,000	13,866	20,000
Community amenities	62,700	60,147	61,600
Recreation and culture	10,552	101,403	17,400
Transport	224,990	209,247	205,226
Economic services	9,000	6,721	11,750
Other property and services	325,345	380,100	137,200
	918,769	4,238,543	1,133,783
Capital grants, subsidies and contributions			
Community amenities	0	70,000	0
Transport	1,312,387	1,008,052	1,096,786
	1,312,387	1,078,052	1,096,786
Total Income	8,893,145	13,560,200	9,993,079
Expenses			
Governance	(1,135,986)	(1,105,607)	(1,005,116)
General purpose funding	(367,200)	(295,412)	(281,054)
Law, order, public safety	(461,893)	(491,085)	(416,715)
Health	(274,418)	(227,936)	(220,840)
Education and welfare	(49,765)	(180,323)	(92,081)
Housing	(118,055)	(130,130)	(77,697)
Community amenities	(1,883,915)	(1,732,169)	(1,949,451)
Recreation and culture	(1,872,736)	(1,856,476)	(1,662,042)
Transport	(4,345,404)	(3,498,166)	(4,010,413)
Economic services	(418,477)	(389,410)	(401,472)
Other property and services	(151,140)	(1,718,945)	(142,820)
Total expenses	(11,078,989)	(11,625,659)	(10,259,701)
Net result for the period	(2,185,844)	1,934,541	(266,622)

**SHIRE OF NORTHAMPTON
NOTES TO AND FORMING PART OF THE BUDGET
FOR THE YEAR ENDED 30 JUNE 2024**

11. OTHER INFORMATION

The net result includes as revenues

(a) Interest earnings

	2023/24 Budget	2022/23 Actual	2022/23 Budget
	\$	\$	\$
Investments			
- Reserve accounts	17,000	25,953	5,100
- Other funds	133,000	135,719	9,900
Other interest revenue	27,500	25,874	25,000
	<u>177,500</u>	<u>187,546</u>	<u>40,000</u>

* The Shire has resolved to charge interest under section 6.13 for the late payment of any amount of money at 7%. Rate Installments = 5%.

(b) Other revenue

Reimbursements and recoveries	0	1,749,824	1,468,540
	<u>0</u>	<u>1,749,824</u>	<u>1,468,540</u>

The net result includes as expenses

(c) Auditors remuneration

Audit services	39,500	38,000	38,000
Other services	4,500	2,350	4,400
	<u>44,000</u>	<u>40,350</u>	<u>42,400</u>

(d) Interest expenses (finance costs)

Borrowings (refer Note 7(a))	30,725	58,584	53,237
	<u>30,725</u>	<u>58,584</u>	<u>53,237</u>

SHIRE OF NORTHAMPTON
NOTES TO AND FORMING PART OF THE BUDGET
FOR THE YEAR ENDED 30 JUNE 2024

12. ELECTED MEMBERS REMUNERATION

	2023/24 Budget	2022/23 Actual	2022/23 Budget
	\$	\$	\$
Cr Sudlow (President)			
President's allowance	15,000	15,000	15,000
Meeting attendance fees	6,000	7,000	4,750
Annual allowance for ICT expenses	500	500	500
	21,500	22,500	20,250
Cr Horstman (Deputy President)			
Deputy President's allowance	4,000	4,000	4,000
Meeting attendance fees	3,500	5,400	3,500
Annual allowance for ICT expenses	500	500	500
	8,000	9,900	8,000
Cr Hay			
Meeting attendance fees	3,300	2,450	3,500
Annual allowance for ICT expenses	500	500	500
	3,800	2,950	4,000
Cr Pike			
Meeting attendance fees	3,300	4,200	3,500
Annual allowance for ICT expenses	500	500	500
	3,800	4,700	4,000
Cr Suckling			
Meeting attendance fees	3,300	4,300	3,500
Annual allowance for ICT expenses	500	500	500
	3,800	4,800	4,000
Cr Stewart			
Meeting attendance fees	0	2,000	3,500
Annual allowance for ICT expenses	0	500	500
	0	2,500	4,000
Cr Gibb			
Meeting attendance fees	3,300	3,800	3,500
Annual allowance for ICT expenses	500	500	500
	3,800	4,300	4,000
Cr Burgess			
Meeting attendance fees	3,300	4,200	3,500
Annual allowance for ICT expenses	500	500	500
	3,800	4,700	4,000
Elected member [New]			
Meeting attendance fees	1,500		
Annual allowance for ICT expenses	500	0	0
	2,000	0	0
Elected member [New]			
Meeting attendance fees	1,500		
Annual allowance for ICT expenses	500	0	0
	2,000	0	0
Total Elected Member Remuneration	52,500	56,350	52,250
President's allowance	15,000	15,000	15,000
Deputy President's allowance	4,000	4,000	4,000
Meeting attendance fees	29,000	33,350	29,250
Annual allowance for ICT expenses	4,500	4,000	4,000
	52,500	56,350	52,250

SHIRE OF NORTHAMPTON
NOTES TO AND FORMING PART OF THE BUDGET
FOR THE YEAR ENDED 30 JUNE 2024

13. BONDS AND DEPOSITS

Funds held at balance date which are required by legislation to be credited to the trust fund and which are not included in the financial statements are as follows:

Detail	Balance 1 July 2023	Estimated amounts received	Estimated amounts paid	Estimated balance 30 June 2024
	\$	\$	\$	\$
Transportable House Bonds	17,000		(17,000)	0
Footpath Bonds	23,007		(23,007)	0
Building Levies (BCITF & BRB)	346	40,000	(40,346)	0
Community Bus Bond	5,400	2,000	(2,000)	5,400
Unclaimed Monies - Rates	5,179		(5,179)	0
RSL Hall Key Bond	430	400	(830)	0
Special Series Plates	4,510	2,000	(6,510)	0
Northampton Child Care Association	23,739		(23,739)	0
Horrocks Memorial Wall	1,198		(1,198)	0
One Life	940		(940)	0
Rubbish Tip Key Bond	1,800			1,800
Horrocks - Skate/Pump Park	2,000		(2,000)	0
RSL - Kalbarri Memorial	31,883		(31,883)	0
DOT - Department of Transport	0	250,000	(250,000)	0
Rates - Overpaid	30,761		(30,761)	0
Horrocks Lookout	1,353		(1,353)	0
Miscellaneous Deposits	240		(240)	0
	149,786	294,400	(436,986)	7,200

**SHIRE OF NORTHAMPTON
NOTES TO AND FORMING PART OF THE BUDGET
FOR THE YEAR ENDED 30 JUNE 2024**

14. FEES AND CHARGES

	2023/24 Budget	2022/23 Actual	2022/23 Budget
	\$	\$	\$
By Program:			
Governance	23,300	21,256	29,300
Law, order, public safety	13,200	13,085	13,700
Health	13,824	13,447	12,112
Education and welfare	14,219	0	22,443
Housing	28,756	48,633	51,636
Community amenities	1,002,727	1,000,839	1,000,127
Recreation and culture	14,000	13,442	12,833
Transport	5,661	5,112	6,780
Economic services	185,874	187,639	177,040
Other property and services	20,000	9,208	20,000
	1,321,561	1,312,661	1,345,971

The subsequent pages detail the fees and charges proposed to be imposed by the local government.

**SHIRE OF NORTHAMPTON - SCHEDULE OF FEES AND CHARGES
2023/2024**

SCHEDULE 3 - GENERAL PURPOSE REVENUE

DESCRIPTION	COMMENTS	2022/2023 UNIT RATE		2023/2024 UNIT RATE			
		Total		Rate	GST	Total	
SALE OF REPORTS							
Owners & Occupiers Electoral Roll		\$25.00		\$25.00	Nil	\$25.00	per roll
Property Addresses Report		\$20.00		\$20.00	Nil	\$20.00	per report
RATES INSTALMENT FEES & CHARGES							
Rate Instalment Fee	<i>Charged on each additional instalment notice sent</i>	\$5.00		\$5.00	Nil	\$5.00	per instalment
Rate Instalment Interest Percent	<i>Interest % charged on rate instalment option</i>	5.0%		5.0%	Nil	5.0%	per instalment
Late Payment Penalty Interest	<i>Interest charged per annum calculated on daily</i>	7.0%		7.0%	Nil	7.0%	per annum/daily
LOCAL AUTHORITY PROPERTY ENQUIRY REPORTS							
Account Inquiry - Rates, Orders and Requisitions	<i>4.0% increase applied 2023/2024</i>	\$90.00		\$95.00	Nil	\$95.00	per inquiry
Account Inquiry - Orders and Requisitions Only		\$55.00		\$55.00	Nil	\$55.00	per inquiry
Account Inquiry - Rates Only		\$35.00		\$35.00	Nil	\$35.00	per inquiry
Provide additional Rates Instalment Notice	<i>Discretionary Charge</i>	\$5.00		\$5.00	Nil	\$5.00	per account

SCHEDULE 4 - GOVERNANCE

DESCRIPTION	COMMENTS	2022/2023 UNIT RATE		2023/2024 UNIT RATE			
		Single side incl GST	Double sided incl GST	Single side incl GST	GST	Total	Double sided incl GST
PHOTOCOPY/PRINTING CHARGES							
A4 Copies		\$0.30	\$0.40	\$0.27	\$0.03	\$0.30	\$0.40
A3 Copies		\$0.40	\$0.50	\$0.36	\$0.04	\$0.40	\$0.50
A4 use of own paper		\$0.10	\$0.20	\$0.09	\$0.01	\$0.10	\$0.20
A4 Copies - Colour		\$0.50	\$1.00	\$0.45	\$0.05	\$0.50	\$1.00
A3 Copies - Colour		\$1.00	\$2.00	\$0.91	\$0.09	\$1.00	\$2.00
A4 Laminating	<i>per sheet</i>	\$1.00		\$0.91	\$0.09	\$1.00	
A3 Laminating	<i>per sheet</i>	\$2.00		\$1.82	\$0.18	\$2.00	
Binding	<i>per booklet</i>	\$2.00		\$1.82	\$0.18	\$2.00	
FACSIMILE CHARGES							
Fee to Receive		\$0.50		\$0.45	\$0.05	\$0.50	
SEND/SCAN EMAIL							
Send/Scan 1 - 5 pages		\$1.00		\$0.91	\$0.09	\$1.00	
Send/Scan per additional 20 pages		\$1.00		\$0.91	\$0.09	\$1.00	
COUNCIL AGENDAS							
Purchase of Council documents (Printed Version)	<i>includes Agenda, Minutes, other large documents</i>	\$15.00		\$18.18	\$1.82	\$20.00	per booklet

**SHIRE OF NORTHAMPTON - SCHEDULE OF FEES AND CHARGES
2023/2024**

SCHEDULE 5 - LAW, ORDER AND PUBLIC SAFETY

DESCRIPTION	COMMENTS	2022/2023 UNIT RATE		2023/2024 UNIT RATE				
		1 Year	3 Years	1 Year	GST	3 Years	Lifetime	
<u>DOG REGISTRATION FEE'S</u>								
Unsterilised Dog/Bitch	Fees as per the DOG Act 1976	\$50.00	\$120.00	\$50.00	N/A	\$120.00	\$250.00	
Sterilised Dog/Bitch		\$20.00	\$42.50	\$20.00	N/A	\$42.50	\$100.00	
Working Dog (Farm)						1/4 of Registration Fee		
Unsterilised Dog/Bitch (Pensioner)			\$25.00	\$60.00	\$25.00	N/A	\$60.00	\$125.00
Sterilised Dog/Bitch (Pensioner)			\$10.00	\$21.25	\$10.00	N/A	\$21.25	\$50.00
Sterilisation Refund within 1st Year	Pensioners 50% of Listed Refund	\$30.00	\$77.50	\$30.00	N/A	\$77.50	\$150.00	
Sterilisation Refund in 2nd Year		N/A	\$51.66	N/A	N/A	\$51.66	\$100.00	
Sterilisation Refund in 3rd Year		N/A	\$25.83	N/A	N/A	\$25.83	\$50.00	
<u>DOG POUND AND OTHER RELATED CHARGES</u>								
Seizure & Impounding Fee	Set by Council	\$44.00	N/A	\$44.00	N/A	N/A		
Sustenance	Set by Council	\$16.50	N/A	\$16.50	N/A	N/A	per day	
Animal Destruction Fee	Set by Council	\$55.00	N/A	\$55.00	N/A	N/A	per animal	
Possum/Cat Trap Hire	Set by Council	\$55.00	N/A	\$55.00	N/A	N/A	refundable	
Kennel Application Fee	Fixed under local law	\$100.00	N/A	\$100.00	N/A	N/A	per application	
Annual Kennel Registration Fee	Fixed under local law	\$50.00	N/A	\$50.00	N/A	N/A	per annum	
Renewal of Kennel Licence	Fixed under local law	\$50.00	N/A	\$50.00	N/A	N/A	per annum	
Dog Barking Control Device	Hire Fee per week	\$22.00	N/A	\$25.00	N/A	N/A	per week	
Dog Barking Control Device	deposit	\$55.00	N/A	\$100.00	N/A	N/A	refundable	
<u>CAT REGISTRATION FEE'S</u>								
Sterilised Cat		\$20.00	\$42.50	\$20.00	N/A	\$42.50	\$100.00	
Pensioner Owned Cat		\$10.00	\$21.25	\$10.00	N/A	\$21.25	\$50.00	
Annual application to Breed (per cat)		\$100.00	N/A	\$100.00	N/A	N/A		
<u>CAT POUND AND OTHER RELATED CHARGES</u>								
Seizure & Impounding Fee	Set by Council	\$44.00	N/A	\$44.00	N/A	N/A	per animal	
Sustenance	Set by Council	\$16.50	N/A	\$16.50	N/A	N/A	per day	
Animal Destruction Fee	Set by Council	\$55.00	N/A	\$55.00	N/A	N/A	per animal	
Cat Trap Hire	Set by Council	\$55.00	N/A	\$55.00	N/A	N/A	refundable	

**SHIRE OF NORTHAMPTON - SCHEDULE OF FEES AND CHARGES
2023/2024**

SCHEDULE 7 - HEALTH

DESCRIPTION	COMMENTS	2022/2023 UNIT RATE		2023/2024 UNIT RATE			
		Total		Std Rate	GST	Total	
Kalbarri Doctors Surgery	4.0% increase applied 2023/2024	\$5,836.65		\$5,518.24	\$551.82	\$6,070.06	per annum
Northampton Doctors Surgery	New Lease - To be finalised	N/A		\$5,306.00	\$530.60	\$5,836.60	per annum
Trading in Public Places Policy	Annual fee	\$220.00		\$200.00	\$20.00	\$220.00	per annum
Offensive Trades Licenses	Health (Offensive Trades Fees) Regulations 1976 as amended Piggeries Fee	\$298.00		\$298.00	Nil	\$298.00	License per annum
Offensive Trades Licenses	Fish Processing Fee	\$298.00		\$298.00	Nil	\$298.00	License per annum
Offensive Trades Licenses	Inspection of OT Premises	\$60.00		\$60.00	Nil	\$60.00	minimum per inspection
Water Monitoring of Private Water Samples	Microbiological Water Sample	\$44.00		\$44.00	Nil	\$44.00	per sample
	Chemical Water Sample	\$275.00		\$250.00	\$25.00	\$275.00	per sample
Water Monitoring of Semi Public Pools	Microbiological Water Sample	\$35.00		\$35.00	Nil	\$35.00	per sample
Food Act Registration		\$225.00		\$240.00	Nil	\$240.00	License per annum

SCHEDULE 9 - HOUSING

DESCRIPTION	COMMENTS	2022/2023 UNIT RATE		2023/2024 UNIT RATE			
		Total		Std Rate	GST	Total	
STAFF							
Lot 43 Bateman Street - Northampton	Per Employment Contract						
Lot 605 Salamat Place - Kalbarri	Per Employment Contract						
Lot 454 Fitzgerald St - Northampton	Per Employment Contract						
Lot 23 Rake Place - Northampton	Per Employment Contract						
OTHER							
Oval Residence		\$190.00		\$190.00	Nil	\$190.00	per week
Lot 72 Seventh Avenue - Northampton		\$133.00		\$133.00	Nil	\$133.00	per week
Lot 6 Robinson Street - Northampton		\$130.00		\$130.00	Nil	\$130.00	per week
Lot 14 Callion Way - Kalbarri	Doctors Residence provided rent free	N/A		N/A	N/A	N/A	
Lot 42 Bateman Street - Northampton	Doctors Residence provided rent free	N/A		N/A	N/A	N/A	
Lucky Bay Caretakers Accommodation	Rent of accommodation and shed	\$100.00		\$100.00	\$0.00	\$100.00	Per Week

**SHIRE OF NORTHAMPTON - SCHEDULE OF FEES AND CHARGES
2023/2024**

SCHEDULE 10 - REFUSE/TOWN PLANNING/CEMETERY/PUBLIC CONVENIENCES/SEWERAGE

DESCRIPTION	COMMENTS	2022/2023 UNIT RATE		2023/2024 UNIT RATE			
		Total		Std Rate	GST	Total	
PLANNING REPORTS							
Rural Strategy				<i>Cost Recovery + 10% Admin Fee</i>			per copy
Town Planning Scheme Reports				<i>Cost Recovery + 10% Admin Fee</i>			per copy
Digital copy of planning document		\$30.00		\$30.00	Nil	\$30.00	
Digital/hardcopy of Plans and Permits		N/A		\$30.00	Nil	\$30.00	
PLANNING SERVICES							
Development Applications	(a) Not more than \$50,000	\$147.00		\$147.00	Nil	\$147.00	
	(b) More than \$50,000 but not more than \$500,000	0.32% of the estimated cost of development					
	(c) More than \$500,000 but not more than \$2.5 million	\$1,700 + 0.257% for every \$1 in excess of \$500,000					
	(d) More than \$2.5 million but not more than \$5 million	\$7,161 + 0.206% for every \$1 in excess of \$2.5 million					
	(e) More than \$5 million but not more than \$21.5 million	\$12,633 + 0.123% for every \$1 in excess of \$5 million					
	(f) More than \$21.5 million	\$34,196.00		\$34,196.00			
Penalty Provisions NOTE:	If development has commenced, or been carried out, an additional amount by way of penalty, that is twice the amount of the fee payable for determination of the application.(in addition to the initial application fee)						
Mobile Food Vehicle Application	Pre-approved site per Local Planning Policy	\$50.00		\$45.45	\$4.55	\$50.00	
Mobile Food Vehicle Application	Other sites	\$297.00		\$270.00	\$27.00	\$297.00	
Mobile Food Vehicle Permit	Three month (MFV) permit	\$250.00		\$227.27	\$22.73	\$250.00	Three month permit
Mobile Food Vehicle Permit	Six month (MFV) permit	\$500.00		\$454.55	\$45.45	\$500.00	Six month permit
Mobile Food Vehicle Permit	Twelve month (MFV) permit	\$1,000.00		\$909.09	\$90.91	\$1,000.00	Twelve month permit
Mobile Food Vehicle Permit	Temporary (MFV) permit less than three months	\$100.00		\$90.91	\$9.09	\$100.00	Temporary permit
SUBDIVISION CLEARANCE - LANDSCAPING							
Legal Agreement				Prepared by Councils Solicitors at the Subdividers Cost			
Bond	not more than \$10,000			100% of the total value of landscaping works, or an alternative arrangement to the full bond, including the lodgement of an absolute caveat over lots within the subdivision.			
	More than \$10,000			66% of the original application fee with a minimum of \$73.			
Amended Plans	(this applies where a determination is already given by the Council or where amended plans are submitted and not requested by the Council)			66% of the original application fee with a minimum of \$73.			

**SHIRE OF NORTHAMPTON - SCHEDULE OF FEES AND CHARGES
2023/2024**

SCHEDULE 10 - REFUSE/TOWN PLANNING/CEMETERY/PUBLIC CONVENIENCES/SEWERAGE

DESCRIPTION	COMMENTS	2022/2023 UNIT RATE		2023/2024 UNIT RATE			
		Total		Std Rate	GST	Total	
<u>SUBDIVISION CLEARANCE - LANDSCAPING</u>							
Subdivision Clearances	not more than 5 lots	\$73.00		\$73.00	Nil	\$73.00	per lot
	between 6 and 195 lots (first 5 lots charged at \$73 each)	\$35.00		\$35.00	Nil	\$35.00	per lot
	more than 195 lots	\$7,393.00		\$7,393.00	Nil	\$7,393.00	
Extractive Industry	Initial Fee	\$739.00		\$739.00	Nil	\$739.00	
	Annual Renewal Fee	\$315.00		\$315.00	Nil	\$315.00	
<i>Penalty Provisions NOTE:</i>	<i>If development has commenced, or been carried out, an additional amount of \$1,478 by way of penalty</i>						
Home Occupations/Cottage Industries	initial fee	\$222.00		\$222.00	Nil	\$222.00	
	renewal fee	\$73.00		\$73.00	Nil	\$73.00	
<i>Penalty Provisions NOTE:</i>	<i>If the home occupation or cottage industry has commenced, an additional amount of \$444 by way of penalty</i>						
Other Planning Charges	Change of use/continuation of non-conforming use where development is not occurring	\$295.00		\$295.00	Nil	\$295.00	
	<i>Penalty Provisions NOTE: If the change of use or the alteration or extension or change of the non-conforming use has commenced, an additional amount of \$590 by way of penalty.</i>						
	Demolition where Planning Approval is required	\$147.00		\$147.00	Nil	\$147.00	
	Relocation of Building Envelope	\$147.00		\$147.00	Nil	\$147.00	
	Reply to Property Settlement Questionnaire	\$90.00		\$90.00	Nil	\$90.00	
	Issue of written planning advice	\$73.00		\$73.00	Nil	\$73.00	
	Extension of current Planning Approval	\$145.00		\$131.82	\$13.18	\$145.00	
	Issue of Section 40 Certificate	\$90.00		\$81.82	\$8.18	\$90.00	
	Issue of Zoning Certificate	\$73.00		\$73.00	Nil	\$73.00	
	Road/ROW/PAW request for closure	\$760.00		\$690.91	\$69.09	\$760.00	

**SHIRE OF NORTHAMPTON - SCHEDULE OF FEES AND CHARGES
2023/2024**

SCHEDULE 10 - REFUSE/TOWN PLANNING/CEMETERY/PUBLIC CONVENIENCES/SEWERAGE

DESCRIPTION	COMMENTS	2022/2023 UNIT RATE		2023/2024 UNIT RATE			
		Total		Std Rate	GST	Total	
Town Planning Scheme Amendments	Basic Scheme Amendment	\$2,205.00		\$2,205.00	Nil	\$2,205.00	
	Standard Scheme Amendment	\$4,410.00		\$4,410.00	Nil	\$4,410.00	50% refundable if not advertised
	Complex Scheme Amendment	\$8,820.00		\$8,820.00	Nil	\$8,820.00	50% refundable if not advertised
	Structure Plan	\$6,930.00		\$6,930.00	Nil	\$6,930.00	
	Modification to plans once approval given	\$2,310.00		\$2,310.00	Nil	\$2,310.00	
	Local Development Plan (other than required as part of subdivision)	\$760.00		\$760.00	Nil	\$760.00	
	Modification to plans once approval given	\$315.00		\$315.00	Nil	\$315.00	
Advertising/Consultating Fee's	On site signage (per sign)	\$375.00		\$340.91	\$34.09	\$375.00	
	Newspaper advertising (per advertisement)	\$375.00		\$340.91	\$34.09	\$375.00	
	Level A Consultation	N/A		\$0.00	Nil	\$0.00	no additional charge
	Level B Consultation	\$150.00		\$136.36	\$13.64	\$150.00	
	Level C Consultation	\$300.00		\$272.73	\$27.27	\$300.00	
	Level D/E Consultation	\$600.00		\$545.45	\$54.55	\$600.00	
		(1) 'Basic', 'Standard' and 'Complex' Town Planning Scheme Amendments are as defined within the Planning and Development (Local Planning Schemes) Regulations 2015 (2) "Cost Recovery" is calculated on the basis of costs incurred by the Shire from outside suppliers plus a 10% Administration charge. (3) Fees are non-refundable unless otherwise stated.					
	Pre-Strata inspection	\$380.00		\$345.45	\$34.55	\$380.00	

**SHIRE OF NORTHAMPTON - SCHEDULE OF FEES AND CHARGES
2023/2024**

SCHEDULE 10 - REFUSE/TOWN PLANNING/CEMETERY/PUBLIC CONVENIENCES/SEWERAGE

DESCRIPTION	COMMENTS	2022/2023 UNIT RATE		2023/2024 UNIT RATE			
		Total		Std Rate	GST	Total	
REFUSE SITES							
<u>Northampton & Kalbarri Refuse Sites</u>							Note: Load = double trailer or small truck
Commercial/Business Vehicles	General Waste - Builders Rubble, contaminated with refuse	\$58.00		\$54.55	\$5.45	\$60.00	per load
	\$17.50/m3 (Small trailer 6x4 or ute = \$35.00)	\$17.50		\$15.91	\$1.59	\$17.50	per m ³
	Putrescible Waste (Placed in bulk bins)	\$58.00		\$52.73	\$5.27	\$58.00	per load
	Cardboard (Small trailer 6x4 or ute = \$30.00)	\$58.00		\$52.73	\$5.27	\$58.00	per load
	Green Waste Only	\$11.50		\$10.45	\$1.05	\$11.50	per load
	Mattress - Single	\$10.00		\$11.82	\$1.18	\$13.00	per unit
	Mattress - Double or larger	\$20.00		\$20.91	\$2.09	\$23.00	per unit
Non-commercial/Private Vehicles							
Tray Back/Utility type vehicles/Trailers	General Waste (Inert)	\$5.00		\$4.55	\$0.45	\$5.00	per load
	Greenwaste - Must be seperated with no other waste mixed in or added.	\$2.00		\$1.82	\$0.18	\$2.00	per load
	Bulk Putrescible Waste	\$16.00		\$14.55	\$1.45	\$16.00	per small trailer
	Putrescible Waste (200L/240L)	\$5.50		\$5.00	\$0.50	\$5.50	per drum/bin
	Cardboard	\$30.00		\$31.82	\$3.18	\$35.00	per load
	Mattress - Single	\$7.50		\$9.09	\$0.91	\$10.00	per unit
	Mattress - Double/Queen/King	\$16.00		\$18.18	\$1.82	\$20.00	per unit
	Tractor Tyres (No rim) 1M to 2M Tall	\$116.00		\$109.09	\$10.91	\$120.00	each
	Tractor Tyres (No rim) up to 1M Tall	\$44.00		\$54.55	\$5.45	\$60.00	each
	Truck Tyres (No rim)	\$30.00		\$30.00	\$3.00	\$33.00	each
	Four Wheel Drive (4WD) Tyres - (No rim)	\$10.00		\$10.91	\$1.09	\$12.00	each
	Motor Vehicle Tyres (No rim)	\$7.70		\$9.09	\$0.91	\$10.00	each
	Motor Cycle Tyres (No rim)	\$4.50		\$6.36	\$0.64	\$7.00	each
	Fire Extinguishers	\$2.00		\$1.82	\$0.18	\$2.00	each
	LPG Bottles - Small	\$2.00		\$1.82	\$0.18	\$2.00	each
	LPG Bottles - Large (9kg)	\$10.00		\$9.09	\$0.91	\$10.00	each
	White Goods (Stove/Fridge/Freezer/Washing Machine etc)	\$10.00		\$9.09	\$0.91	\$10.00	each
	Car Bodies	\$10.00		\$9.09	\$0.91	\$10.00	each
Asbestos - Special Burials (Kalbarri Refuse Site Only)	Asbestos - Non Commercial Operators - up to 10m ²	\$10.00		\$9.09	\$0.91	\$10.00	per sheet/minimun \$20.00
	Asbestos - Commercial Operators	\$75.00		\$68.18	\$6.82	\$75.00	per m3/minimun \$150.00
240L Wheelie Bin	Recoup of cost of 240L bins	\$100.00		\$90.91	\$9.09	\$100.00	per bin
Rubbish Bin Parts	Wheels	\$10.00		\$9.09	\$0.91	\$10.00	per item
	Axles	\$10.00		\$9.09	\$0.91	\$10.00	per item
	Lids	\$18.00		\$16.36	\$1.64	\$18.00	per item
	Pins	\$1.00		\$0.91	\$0.09	\$1.00	per item

**SHIRE OF NORTHAMPTON - SCHEDULE OF FEES AND CHARGES
2023/2024**

SCHEDULE 10 - REFUSE/TOWN PLANNING/CEMETERY/PUBLIC CONVENIENCES/SEWERAGE

DESCRIPTION	COMMENTS	2022/2023 UNIT RATE		2023/2024 UNIT RATE			
		Total		Std Rate	GST	Total	
REFUSE CONTINUED							
Port Gregory Fishermans Wharf	1.5m ³ - Front Loader Bin (Serviced Weekly)	\$44.50		\$40.45	\$4.05	\$44.50	per bin/ service
Kalbarri Fishermans Wharf	3.0m ³ - Front Loader Bin (Serviced Weekly)	\$89.50		\$81.36	\$8.14	\$89.50	per bin/ service
Half Way Bay - Rubbish Removal		\$290.00		\$263.64	\$26.36	\$290.00	per bin/ year
Septic Tank Application Fee	<i>Charges are fixed by State legislation.</i>	\$118.00		\$118.00	Nil	\$118.00	per application
Inspection Fee	<i>Charges are fixed by State legislation.</i>	\$118.00		\$118.00	Nil	\$118.00	per inspection
Local Government Report Fee	<i>Charges are fixed by State legislation.</i>	\$118.00		\$118.00	Nil	\$118.00	per report
COMMUNITY BUS							
Hire of Bus	All fuel costs plus fee	\$0.65		\$0.59	\$0.06	\$0.65	per kilometre
	Seniors and school children	\$0.55		\$0.50	\$0.05	\$0.55	per kilometre
	Northampton Active Seniors	\$0.25		\$0.23	\$0.02	\$0.25	per kilometre
Deposit	Refundable deposit	\$200.00		\$200.00	Nil	\$200.00	refundable
CEMETERY BURIAL FEES							
Ordinary Grave for an adult (Mon to Friday)		\$500.00		\$454.55	\$45.45	\$500.00	
Ordinary Grave for an adult (Sat, Sun or Public Holiday)		\$600.00		\$545.45	\$54.55	\$600.00	
Grave for a child under 7 years (Mon to Fri)		\$300.00		\$272.73	\$27.27	\$300.00	
Grave for a child under 7 years (Sat, Sun or Public Holiday)		\$400.00		\$363.64	\$36.36	\$400.00	
Test dig via request (at cost to applicant)							
Excavator/Rock Breaker if required charged back to applicant at cost.							
CEMETERY REOPENING FEES							
Ordinary Grave for an adult		\$200.00		\$181.82	\$18.18	\$200.00	
Grave for a child under 7 years		\$160.00		\$145.45	\$14.55	\$160.00	
CEMETERY/MISCELLANEOUS CHARGES							
Funeral Directors Licence		\$100.00		\$100.00	Nil	\$100.00	
Monument Fee (Adult)		\$55.00		\$50.00	\$5.00	\$55.00	
Monument Fee (Baby/Infant)		\$27.50		\$25.00	\$2.50	\$27.50	
Single Niche Wall Fee		\$27.50		\$25.00	\$2.50	\$27.50	
Double Niche Wall Fee		\$55.00		\$50.00	\$5.00	\$55.00	
Plaque for Niche Wall							
Horrocks Memorial Wall Plaques		\$250.00		\$250.00	Nil	\$250.00	

**SHIRE OF NORTHAMPTON - SCHEDULE OF FEES AND CHARGES
2023/2024**

SCHEDULE 11 - RECREATION AND CULTURE/LIBRARIES

DESCRIPTION	COMMENTS	2022/2023 UNIT RATE		2023/2024 UNIT RATE			
Northampton Toy Library	Peppercorn Lease	\$1.00		\$0.91	\$0.09	\$1.00	per annum
<u>FORESHORE LEASES</u>							
Baileys Marine Fuels - Lot 200 Grey St Kalbarri	4.0% increase applied 2023/2024	\$4,346.87		\$4,109.77	\$410.98	\$4,520.75	per annum
<u>OVAL RESERVE RENTALS</u>							
Northampton Agricultural Society	4.0% increase applied 2023/2024	\$629.54		\$595.20	\$59.52	\$654.72	per annum
Northampton Football club	4.0% increase applied 2023/2024	\$2,556.64		\$2,417.18	\$241.72	\$2,658.90	per annum
Northampton Cricket Club	4.0% increase applied 2023/2024	\$231.85		\$219.21	\$21.92	\$241.13	per annum
Education Department	4.0% increase applied 2023/2024	\$3,525.18		\$3,332.89	\$333.29	\$3,666.18	per annum
<u>KALBARRI FORESHORE RESERVE</u>							
Kalbarri Boat Hire	4.0% increase applied 2023/2024	\$1,243.31		\$1,175.49	\$117.55	\$1,293.04	per annum
<u>RSL HALL NORTHAMPTON HIRE CHARGES</u>							
Weddings/Parties/Functions		\$125.00		\$136.36	\$13.64	\$150.00	per booking
Bond for Weddings/Parties/etc...	(No GST)	\$230.00		\$250.00	N/A	\$250.00	per booking
Meetings		\$25.00		\$22.73	\$2.27	\$25.00	per booking
Miscellaneous Use Hire	where use does not fit into other categories	\$20.00		\$45.45	\$4.55	\$50.00	per booking
Travelling Shows/Films		\$65.00		\$68.18	\$6.82	\$75.00	per booking
Local Club/Organisations Meeting		No charge		No charge			
Chair Hire Fee		\$22.00		\$20.00	\$2.00	\$22.00	per 50 chairs min of 50 chairs
Trestle Hire Fee		\$11.00		\$10.00	\$1.00	\$11.00	per trestle
<u>ALLEN CENTRE MEETING ROOM HIRE CHARGES</u>							
Local Club Meeting		No charge		No charge			
Local Club Meeting with drinks/food		\$20.00		\$22.73	\$2.27	\$25.00	per booking/day
Hire of Meeting room by outside groups/organisations		\$65.00		\$68.18	\$6.82	\$75.00	per booking/day
Miscellaneous Use Hire	where use does not fit into other categories	\$20.00		\$45.45	\$4.55	\$50.00	per booking/day
Bond for Hire (outside groups etc)		N/A		\$250.00	N/A	\$250.00	per booking
Other uses		At discretion of Council				At discretion of Council	

**SHIRE OF NORTHAMPTON - SCHEDULE OF FEES AND CHARGES
2023/2024**

SCHEDULE 12 - TRANSPORT

DESCRIPTION	COMMENTS	2022/2023 UNIT RATE		2023/2024 UNIT RATE			
		Total		Std Rate	GST	Total	
<u>DIRECTIONAL SIGNS</u>							
Single Sided Sign	<i>At cost of sign and freight</i>	At Cost		At Cost	10%		per sign
Double Sided Sign	<i>At cost of sign and freight</i>	At Cost		At Cost	10%		per sign
Installation of signs (Existing Post/Structure)		\$60.00		\$54.55	\$5.45	\$60.00	per sign
Installation of signs (New Location)		At Cost		At Cost	10%		
<u>KALBARRI AIRSTRIP CHARGES</u>							
Pexton Nominees Hangar Fees	<i>4.0% increase applied 2023/2024</i>	\$726.15		\$686.55	\$68.65	\$755.20	per annum
Pexton Nominees Landing Fees		\$3,750.00		\$3,409.09	\$340.91	\$3,750.00	per annum
Voluntary Landing contribution		\$15.00		\$18.18	\$1.82	\$20.00	per landing
Additional Hangar Site	per square metre	\$5.50		\$5.00	\$0.50	\$5.50	per annum
Hanger No 2 - G McFarlane	<i>4.0% increase applied 2023/2024</i>	\$406.83		\$384.64	\$38.46	\$423.11	per annum
Permanent private aircraft parking	in lieu of landing charges	\$264.00		\$240.00	\$24.00	\$264.00	per annum

**SHIRE OF NORTHAMPTON - SCHEDULE OF FEES AND CHARGES
2023/2024**

SCHEDULE 13 - RURAL SERVICES/TOURISM/BUILDING CONTROL/WATER SUPPLY

DESCRIPTION	COMMENTS	2022/2023 UNIT RATE		2023/2024 UNIT RATE			
		Total		Std Rate	GST	Total	
CARAVAN PARK LEASES							
Summerstar Pty Ltd - Lot 1 2158 Glance Street, Horrocks	4.0% increase applied 2023/2024	\$22,823.15		\$21,578.25	\$2,157.83	\$23,736.08	per annum
Summeratar Pty Ltd - Lot 101 Mitchell Street, Horrocks	4.0% increase applied 2023/2024	\$13,172.82		\$12,454.31	\$1,245.43	\$13,699.74	per annum
Tasman Tourism Property - Lot 588 Grey Street, Kalbarri	4.0% increase applied 2023/2024	\$24,779.76		\$23,428.13	\$2,342.81	\$25,770.95	per annum
Tasman Tourism Property - Lot 589 Grey Street, Kalbarri	4.0% increase applied 2023/2024	\$15,327.22		\$14,491.19	\$1,449.12	\$15,940.31	per annum
R.Reynolds - Reserve 49842 Little Bay	No Annual Increase	\$550.00		\$500.00	\$50.00	\$550.00	per annum
BUILDING PERMITS							
Class 1 and 10 Buildings (Uncertified)	Set by state legislation	0.32%		0.32%	Nil	0.32%	value of application
Class 1 and 10 Buildings (Certified)	Set by state legislation	0.19%		0.19%	Nil	0.19%	value of application
Minimun Building application Fee	Set by state legislation	\$105.00		\$110.00	Nil	\$110.00	per application
All other Building Classes - Class 2 to 9 (Certificate)	Set by state legislation	0.09%		0.09%	Nil	0.09%	value of application
Application to Extend a Building Permit	Set by state legislation	\$105.00		\$110.00	Nil	\$110.00	per application
Demolotion Permit Class 1 & 10	Set by state legislation	\$105.00		\$110.00	Nil	\$110.00	per application
Demolotion Permit Class 2 to 9 (Each Storey)	Set by state legislation	\$105.00		\$110.00	Nil	\$110.00	per storey
Application for occupancy permit (strata scheme)	Set by state legislation	\$115.00		\$115.00	Nil	\$110.00	\$11.60 per unit, min = \$110
Building Services Levy (BSL) < \$45,000	Set by state legislation	\$61.65		\$61.65	Nil	\$61.65	
Building Services Levy (BSL) > \$45,000	Set by state legislation	0.137%		0.137%	Nil	0.137%	value of application
CITF Levy (BSL) - \$20,000	Set by state legislation	0.20%		0.20%	Nil	0.20%	value of application
Bond for kerbs, verges & paths	Bond requested at discretion of Building Surveyor	\$500.00		\$500.00	Nil	\$500.00	prior to application
Bond - Relocated Dwellings	Bond refundable on completion of building	\$10,000.00		\$10,000.00	Nil	\$10,000.00	prior to application
Building Certification Service	Under New Building Act 2011	\$176.00		\$160.00	\$16.00	\$176.00	per hour
Septic Tank & Effluent Disposal Fees	Set by state legislation - includes application fee and inspection fee	\$236.00		\$236.00	Nil	\$236.00	per application
SWIMMING POOL INSPECTION FEES							
Annual Pool Inspection Fee	Pool inspection every 4 years, charge is per annum.	\$16.50		\$16.50	Nil	\$16.50	per annum
WATER							
Water purchase from Shire standpipe	Charged at cost plus additional administration component of 10%. Minimum charge of \$2.50 per KL & \$15.00 per Vessel	\$2.00		\$2.50	Nil	\$2.50	per KL (minimun)
Port Gregory Water Supply	Contribution to water consumption (BASF)	\$1,000.00		\$1,000.00	Nil	\$1,000.00	per annum

**SHIRE OF NORTHAMPTON - SCHEDULE OF FEES AND CHARGES
2023/2024**

SCHEDULE 14 - PRIVATE WORKS/OTHER PROPERTY

DESCRIPTION	COMMENTS	2022/2023 UNIT RATE		2023/2024 UNIT RATE			
		Total		Std Rate	GST	Total	
<u>PLANT HIRE CHARGES</u>							
Prime Mover & Low Loader	Wet hire only	\$175.00		\$159.09	\$15.91	\$175.00	per hour
12 Tonne Tip Truck (no trailer)	Wet hire only	\$130.00		\$118.18	\$11.82	\$130.00	per hour
12 Tonne Tip Truck with trailer	Wet hire only	N/A		\$136.36	\$13.64	\$150.00	per hour
Small Tip Truck	Wet hire only	\$85.00		\$90.91	\$9.09	\$100.00	per hour
Grader	Wet hire only	\$165.00		\$168.18	\$16.82	\$185.00	per hour
Loader	Wet hire only	\$135.00		\$136.36	\$13.64	\$150.00	per hour
Backhoe	Wet hire only	\$110.00		\$136.36	\$13.64	\$150.00	per hour
Tractor	Wet hire only	\$100.00		\$90.91	\$9.09	\$100.00	per hour
Roller	Wet hire only	\$100.00		\$136.36	\$13.64	\$150.00	per hour
Plate Compactor	Per day minimum hire	\$110.00		\$100.00	\$10.00	\$110.00	per day
Jack Hammer	Per day minimum hire	\$100.00		\$100.00	\$10.00	\$110.00	per day
Genset	Per day minimum hire	\$90.00		\$81.82	\$8.18	\$90.00	per day
Sale of Gravel	Dependant on location - refer Manager of Works			Cost Recovery + 10% Admin Fee			per m ³
Sale of Sand	Dependant on location - refer Manager of Works			Cost Recovery + 10% Admin Fee			per m ³
<u>LEASE CHARGES</u>							
Unit 1 Lot 83 Kitson Circuit, Northampton	4.0% increase applied 2023/2024	\$7,284.14		\$6,886.82	\$688.68	\$7,575.50	Per annum
Unit 2 Lot 83 Kitson Circuit, Northampton	4.0% increase applied 2023/2024	\$7,284.14		\$6,886.82	\$688.68	\$7,575.50	Per annum
Unit 3 Lot 83 Kitson Circuit, Northampton	4.0% increase applied 2023/2024	\$8,498.16		\$8,034.63	\$803.46	\$8,838.09	Per annum
Unit 4 Lot 83 Kitson Circuit, Northampton	4.0% increase applied 2023/2024	\$8,498.16		\$8,034.63	\$803.46	\$8,838.09	Per annum
Lot 81 Kitson Circuit, Northampton	4.0% increase applied 2023/2024	\$14,500.00		\$15,080.00	\$1,508.00	\$16,588.00	Per annum
Halfway Bay Cottages	Lease fees per lease conditions	\$550.00		\$500.00	\$50.00	\$550.00	Per annum

ATTACHMENT 9.3.1 (1)

APPLICATION INFORMATION – MOBILE FOOD VEHICLE
KALBARRI ‘KAT-A-CHINO’

The Applicant is applying to operate a mobile food vehicle three evenings per week (Friday, Saturday and Sunday) at the following location within Kalbarri:

- North-west corner of the Boat Hire carpark on Grey Street, Kalbarri (**Figure 1**).

The menu will be more hot meals during winter and cold meals during summer and be subject to demand and availability of ingredients. Various dishes including Indian, Mexican, Curries, Rice, Lasagne, Pasta, Chicken, Assorted Roasts and Vegetables, Stews, Soups, Omelettes, Salads, Chips and Nuggets, Mash Cous Cous, assorted breads with toppings, canned drinks, milkshakes, coffees and juices, packaged chips, icecream cones and a small selection of confectionary and prepackaged cookies.

The mobile food vehicle is currently approved to operate at the same location seven days per week during peak/seasonal periods between the hours of 6-00am and 2-00pm. The applicant proposes to store the food van primarily at Lot 844 (No.15) Sutherland Street, Kalbarri (**Figure 2**) when not in use, where the van would be cleaned, connected to mains power and the food stored appropriately when the van is not in use. At intermittent times, the applicant will store the van at Lot 766 (No. 46) Glass Street, Kalbarri.

The food van comprises a dual axle trailer, is powered by a portable generator and features a hot water system, stainless steel benchtops, microwave, fridge and freezer and other kitchen appliances and tools (see **Figures 3 and 4**). The food vendor will sell takeaway coffee and milkshakes and food items such as doughnuts, sandwiches, bakery goods such as croissants and cakes, sandwiches and cool drinks.

Additional application information is provided by the applicant (see **Figure 5**).

Reserve 25307 – North west corner of the Boat Hire carpark on Grey Street, Kalbarri

Zoning: Reserve 25307
 Management Order: Shire of Northampton

The Applicant seeks to operate the mobile food van upon Reserve 25307 in the north west corner of the Boat Hire carpark.

Figure 1 – Proposed location (North-west corner of Boat Hire carpark on Grey Street, Kalbarri)



Figure 2 - Location of Lot 844 (No. 15) Sutherland Street, Kalbarri (Storage of van when not in use)

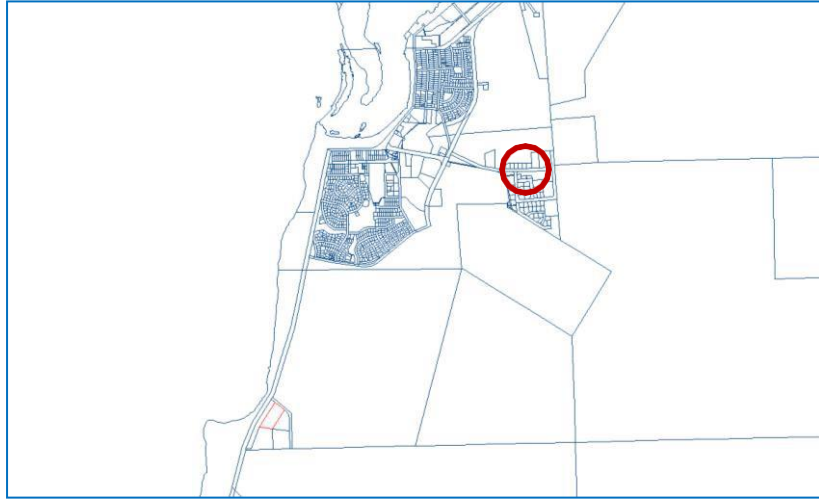


Figure 3 – Location of Lot 766 (No. 46) Glass Street, Kalbarri (Intermittent storage of van when not in use)

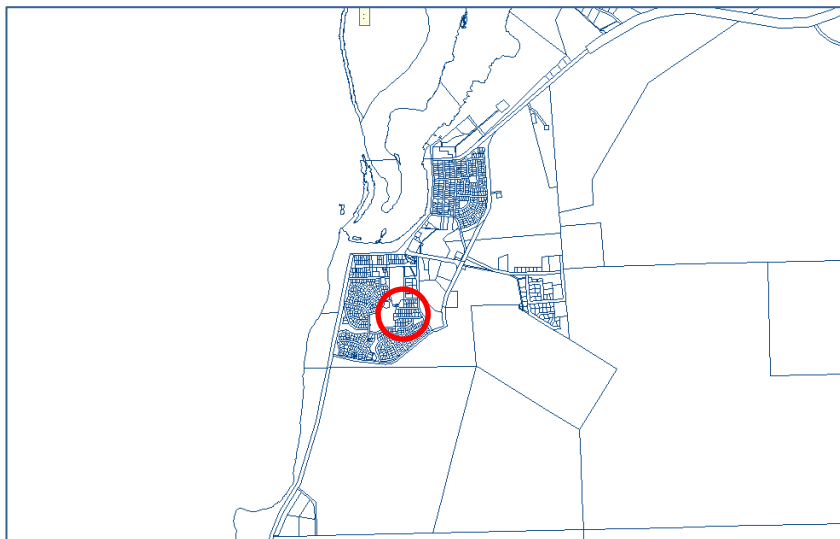


Figure 4 - Photos of Mobile Food Van



Figure 5 - Internal layout of Mobile Food Van

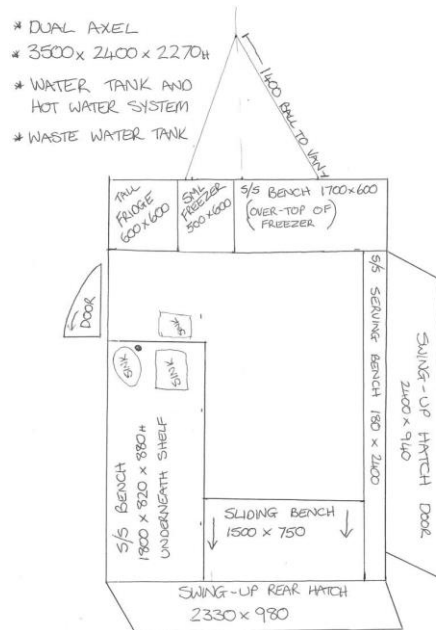


Figure 5 – Additional Application Detail

To whom it may concern:

RE: NEW APPLICATION – TAKEAWAY NIGHT-TIME DINNERS TO OPERATE FROM THE EXISTING KAT-A-CHINO VAN 3 NIGHTS PER WEEK.

Please accept this application for the existing KAT-A-CHINO Van to expand it's business to add the option of 3 nights a week, with choices of serving hot/cold dinner options from 5pm to 8.30pm every Friday, Saturday & Sunday evening, and every night during school and public holidays, from the existing location at 75-81 Grey street Kalbarri BoatHire carpark at the Northwest corner. We request a 12-month trial, with the option of extending yearly.

BUSINESS OBJECTIVES

Our objective post Cyclone would be to assist with the overflow of visitors during peak times that were unfortunate to not secure a booking at a restaurant in town, broaden the menu choices of a takeaway option within the immediate walking vicinity of Town, and provide an ongoing quality service to the Locals outside of peak periods.

The menu will be seasonal with more hot meals during winter, and cold meals during summer and have an option of 2 to 4 different choices as main meal options, changing each night, not the entire menu will be available nightly, it will be seasonal, subject to availability of ingredients and how busy trade becomes. (See attachment #5) Good sized portions and tasty meals for weekend dinner options.

We will source local staff and purchase local products whenever we can, supporting our very own Bakery, Butcher and IGA.

OPERATOR'S HISTORY

Jason & Kat already own and operate Kalbarri BoatHire & Canoe Safaris, and KAT-A-CHINO Coffee & snack van, that is seeking the approval of this application. We've called Kalbarri home for almost 5years and would very much like to be part of the exciting future ahead that Kalbarri has to offer and be part of servicing the Tourism Industry.

OPERATIONAL HOURS

KAT-A-CHINO is currently approved to operates from 6am to 2pm daily, serving Coffees and snacks, and we are seeking further approval to add 3 nights a week with a menu for dinner options from 5pm to 8.30pm Fridays, Saturdays and Sundays, and the option to trade 7 nights a week during peak periods, (school and Public holidays)

KAT-A-CHINO will be parked at the Boathire location for the morning Coffee Trade as per normal, then will be taken away to clean, restock and cook for the evening trade, returning to the location at 4.30pm to set-up, to begin trading from 5pm to 8.30pm, and then packing-up and leaving the location for the evening.

The Van will never be unattended or left overnight, it will only be at the trading location during approved trading hours, and a small window either side to set-up and pack down.

Outside of operating hours, the Van will be securely locked and well behind any boundaries of the two shared locations being 15 Sutherland st, and 46 Glass st Kalbarri.

KAT-A-CHINO won't be changing anything from the current Insurance & Public Liability policies that are currently in place, as per Shire's requirements.

FOOD PREPERATION

All food preparation, cooking and serving will be done in the Van, if not already pre-packaged and ready for sale, and in compliance with relevant legislation and local government requirements, and in accordance with the Food Act 2008.

ENVIRONMENTAL ISSUES

To highlight the Shire's criteria for this application, the success of this venture solely relies on

the natural environment, and we will endeavour to adopt an eco-friendly principal and remove our own rubbish daily, leaving no footprint whatsoever. Our equipment will be appropriately cleaned and stored within the van, confined well behind the boundary of the property's listed. We will be using the existing power supply already currently being used by KAT-A-CHINO in the am, from the Boathire power pole, also located in the far Northwest corner of the carpark, so no use of a noisy generator!

SIGNAGE

As per the Shire's policy, a Teardrop Banner flag and an A frame sign will be used, only during operational hours. They will be in proximity to the Van, and we'll ensure not to block or obstruct foot traffic or vehicle traffic in any way.

We would also seek permission to have a second feather flag placed at the front of our tow vehicle to gain a more visual sight, considering we will also be trading in the dark! The option of a light on top of the Boathire light pole will be on, to assist with visitors being able to safely walk and see where they are going, and the Van will have extra lighting at the Hatches to provide enough lighting for customers to see. All signage and flags will be removed outside of trading hours.

ATTACHMENTS

1. Application Form – 4 pages
2. Internal Sketch of Van (Currently the same as KAT-A-CHINO trading am)
3. Photos on External and Internal (Some new equipment will be purchased after approval has been given)
4. Google Earth picture detailing existing location at 75-81 Grey Street Boathire carpark in the North West corner.
5. Proposed goods to be sold in detail.

Thank-you in advance for your consideration, we eagerly look forward to the Shire's response. If you need anything further, please contact Kat on 0438 97 4488 at your leisure.

Kind regards,

Jason & Kat Deadman

Proposed Goods to be sold

Our menu is extensive, but we will only be offering 2 to 4 main meals per night of trade, and the menu options will change daily.

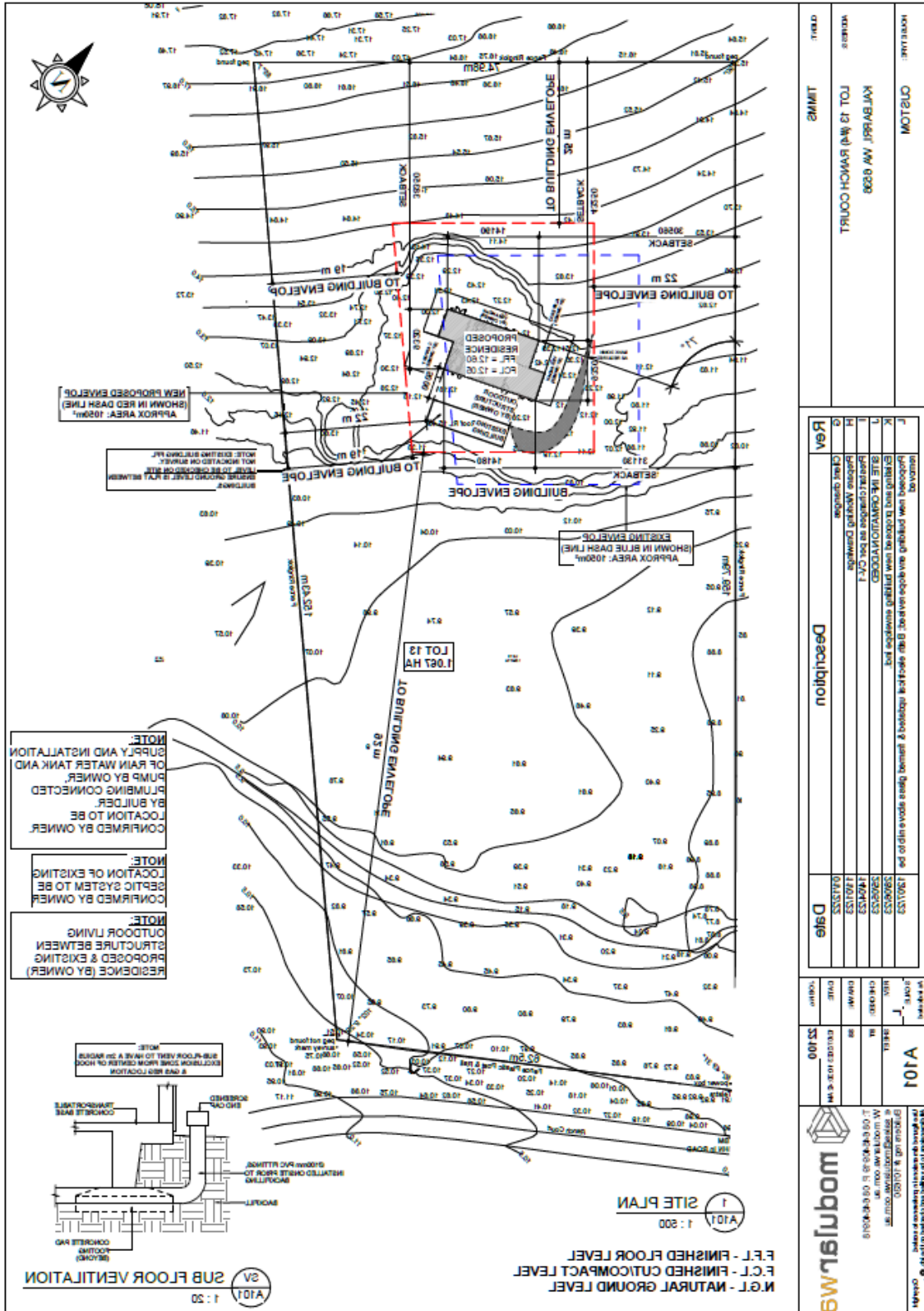
Not everything listed below will be sold every day, but we wanted to list them all now rather than coming back to the Shire to add different dishes as the seasons change throughout the year.

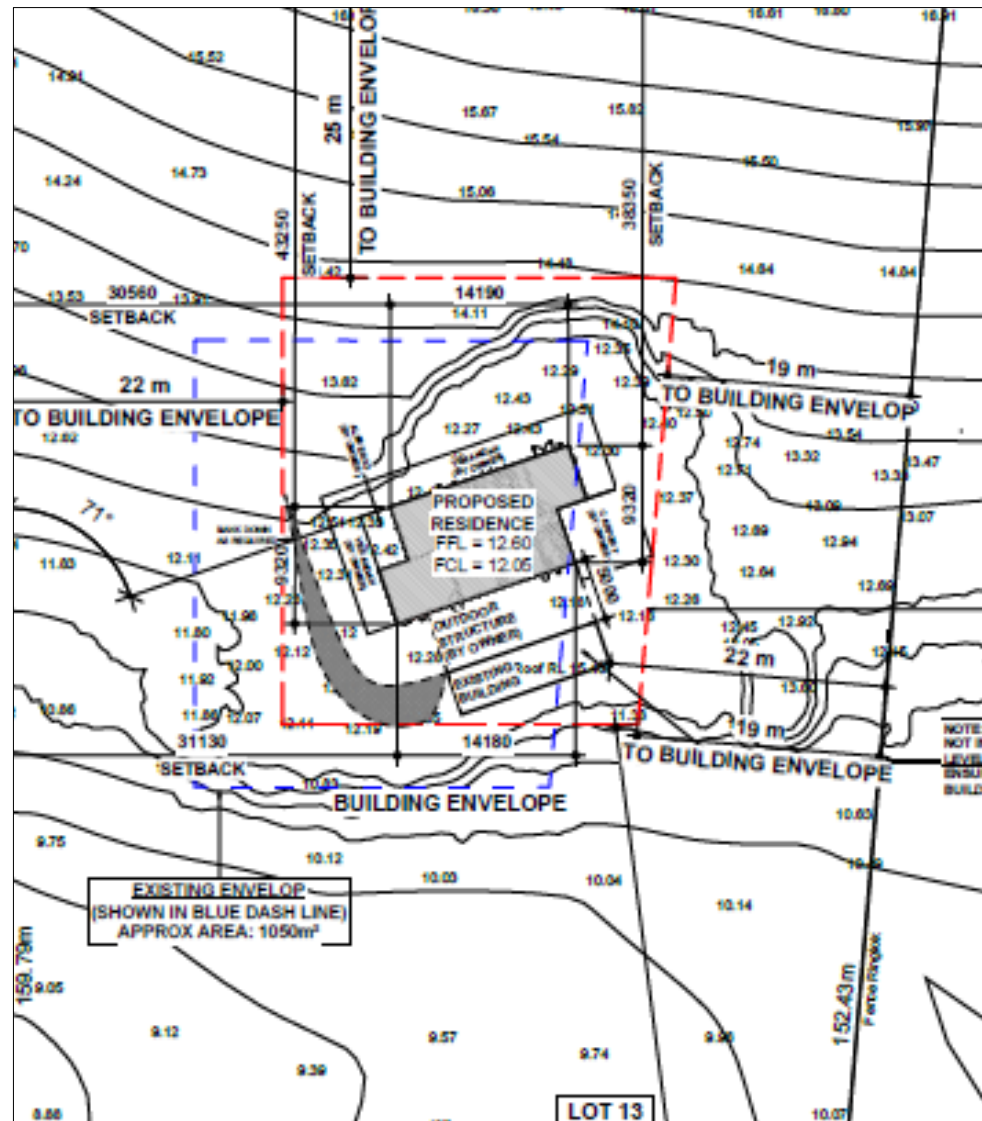
The menu will be more hot meals during winter and cold meals during summer, they'll be subject to availabilities of ingredients and change as demand requires.

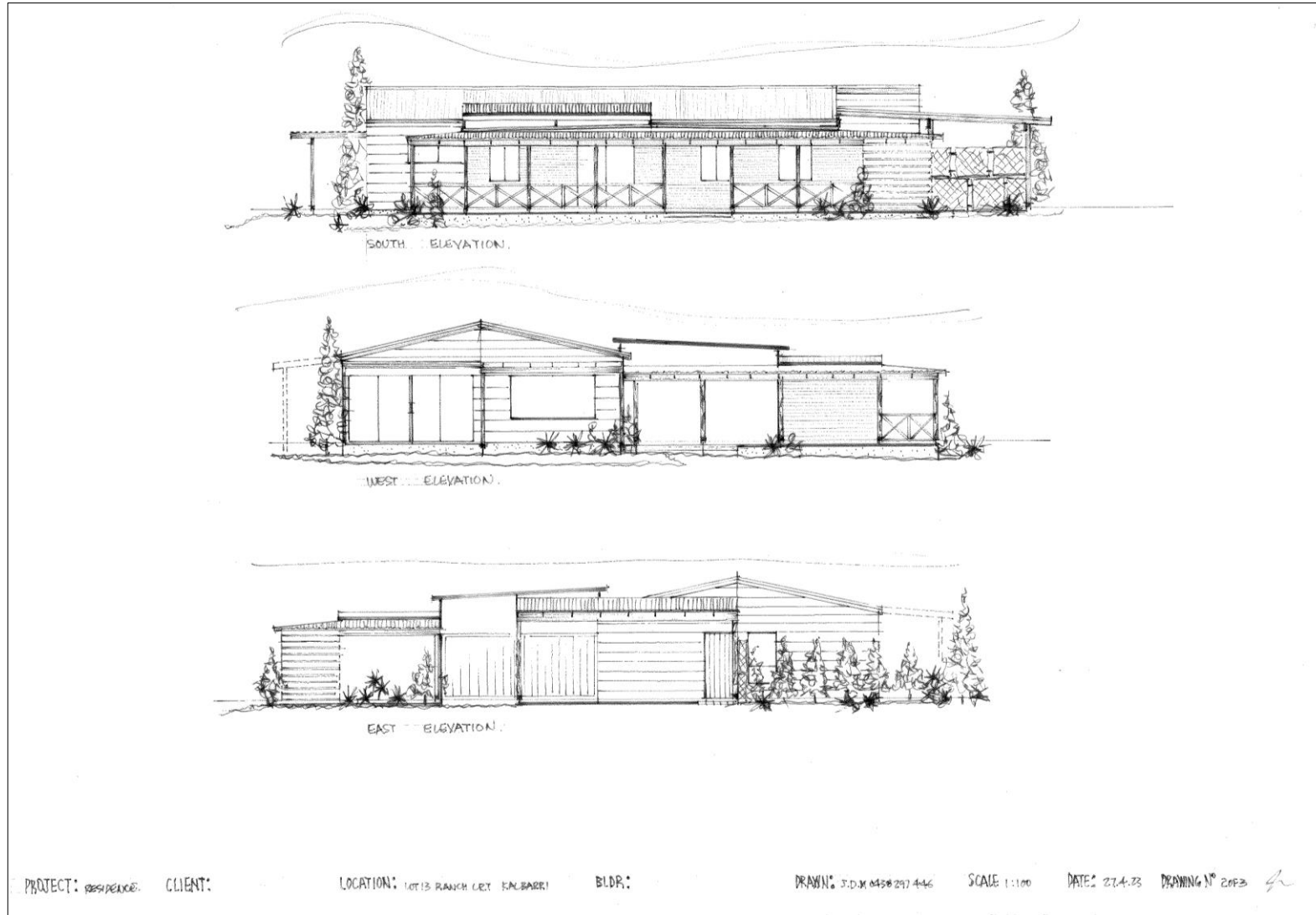
Various Indian and Mexican dishes, Curries, Rice dishes, Lasagna, Pasta dishes both hot & cold, Chicken dishes hot & cold, hot chickens, Assorted Roasts & Veg, Hotdogs, Stew's, Soups, Omelette's, side salads, Air Fried chips & nuggets, Potato mash, Cous Cous, assorted breads with toasted toppings, canned drinks, milkshakes, coffees and juices, prepackaged chips, ice cream cones, small choice of confectionary and prepackaged cookies, cakes, sweets and lollies.

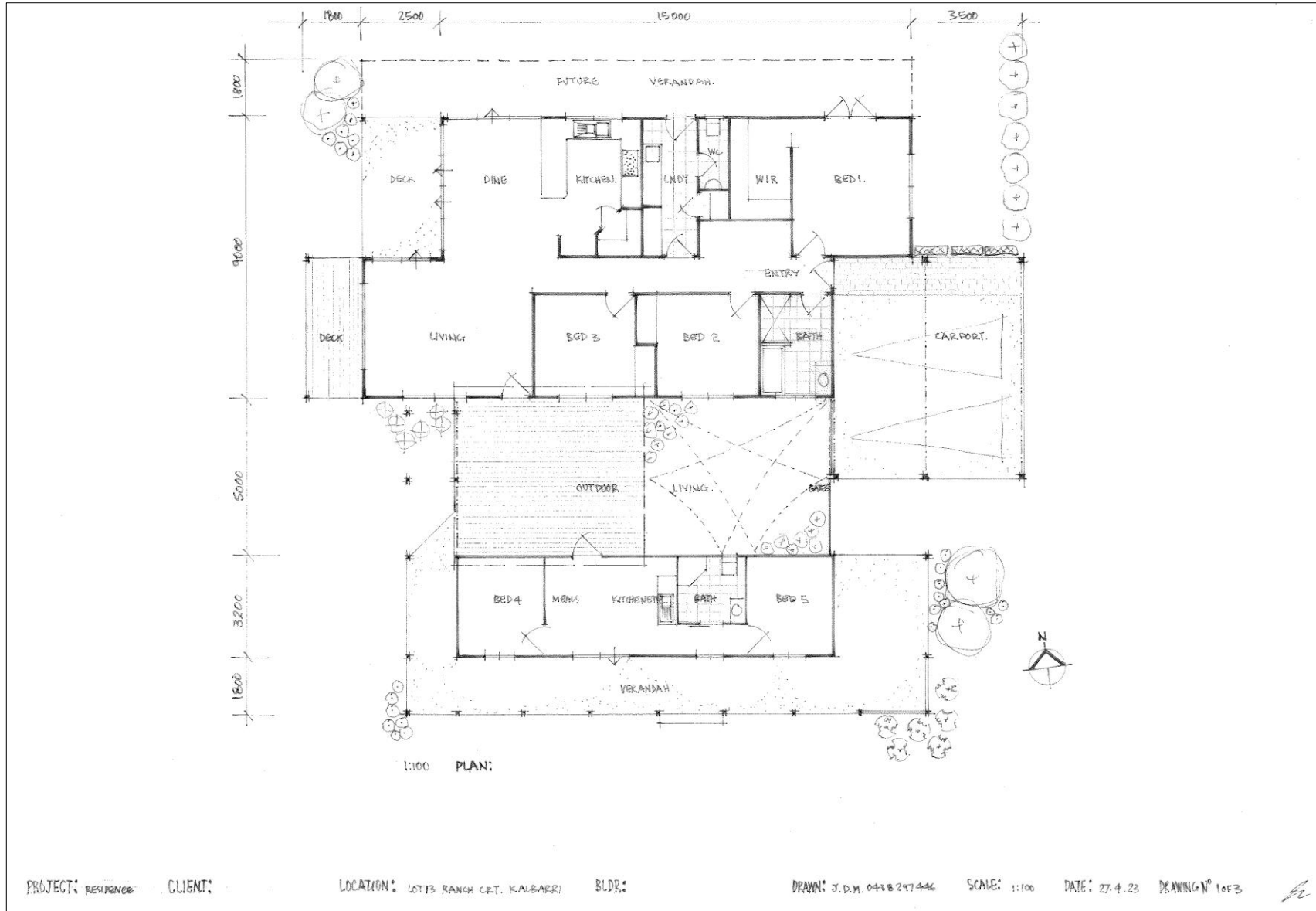
Assortment of bread rolls, toasted subs, garlic breads and wraps – varies throughout the year.
(Some GF & Vegetarian options will be sourced / available)

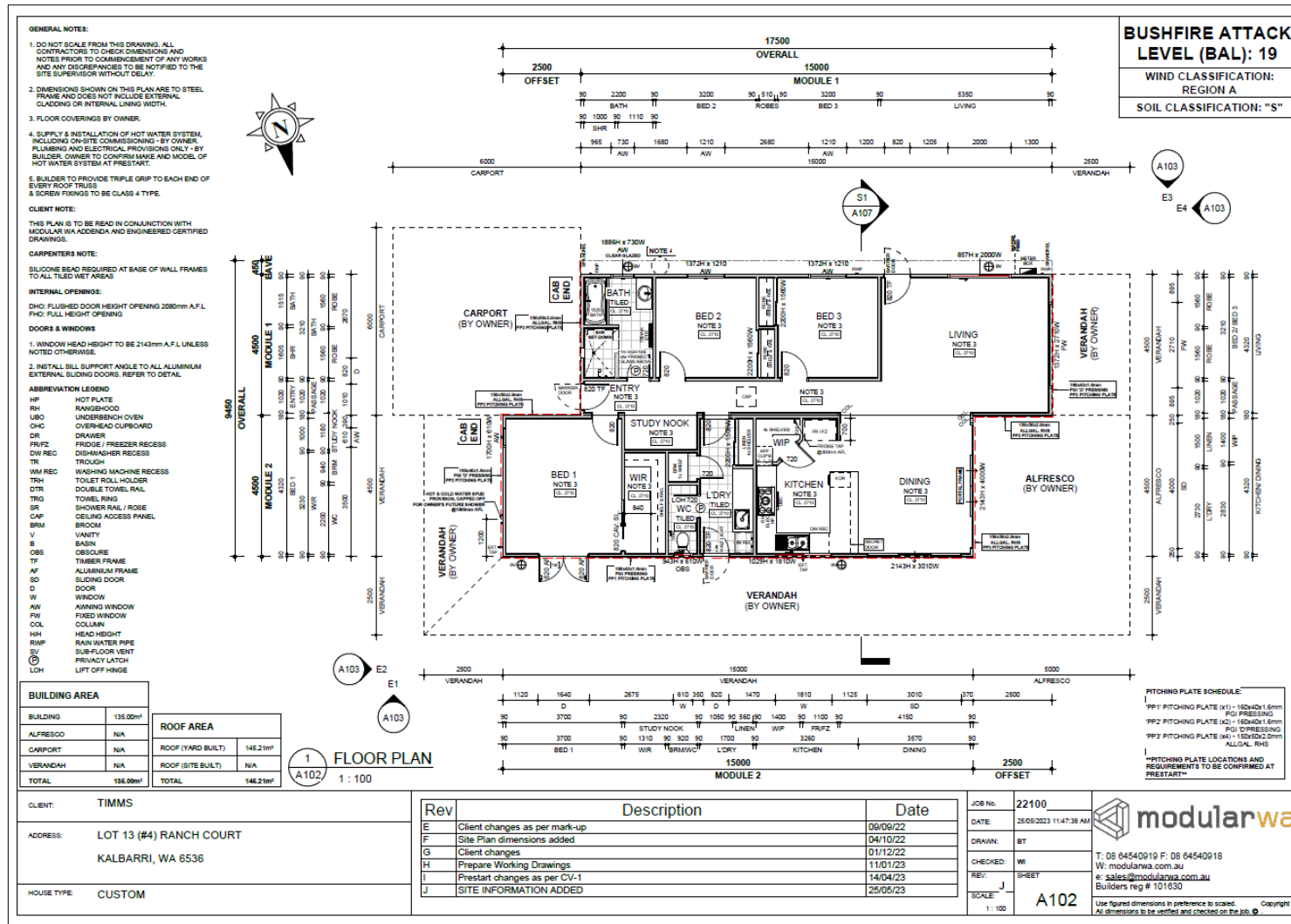
ATTACHMENT: 9.3.2 (1)

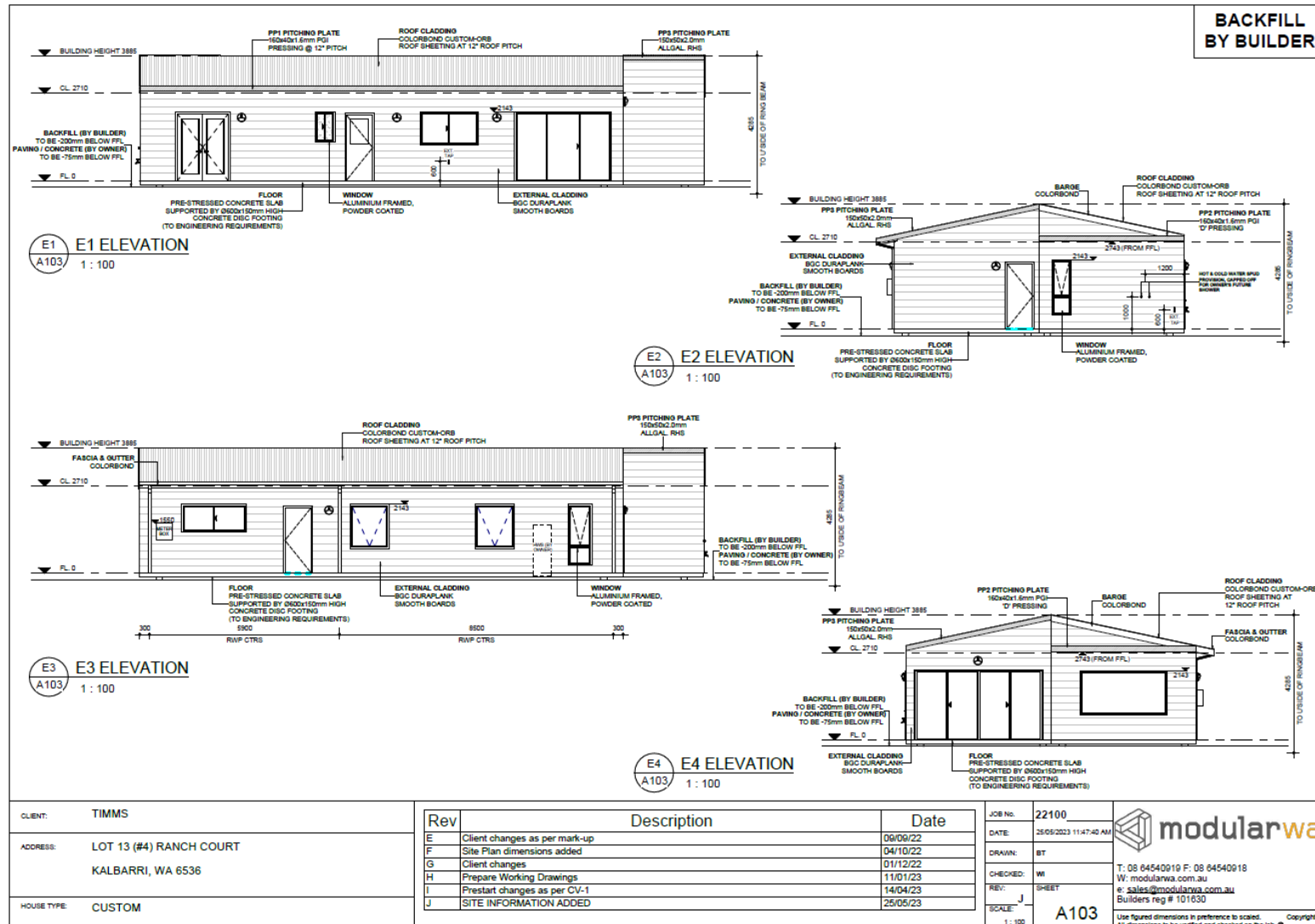












APPLICATION INFORMATION

ELECTRIC VEHICLE CHARGING STATION – KALBARRI

Planning Solutions acts on behalf of Synergy, the proponent behind the proposal for the installation of an Electric Vehicle (EV) charging station at Lot 513 on Deposited Plan 424035, car parking area behind the Kalbarri Visitor Centre (**subject site**).

The subject site has a total area of 8.4725ha. The proposed development will be located in a portion of the subject site that contains an existing car park adjacent to the Kalbarri Visitor Centre (**development site**). The wider subject site covers the Kalbarri Sports Oval and surrounding natural vegetation.

Local context land use and topography

The subject site is located in the Kalbarri town centre. The town centre is characterised by a variety of land uses including tourist accommodation, retail and commercial uses, sport and recreation facilities, eating establishments and residential dwellings.

The subject site is currently utilised as a car parking area for the purpose of providing vehicle parking bays for the Kalbarri Visitor Centre, bus caravan and other larger vehicles.

Refer to **Figure 1** below for an aerial photograph depicting the subject site and surrounding local context.



BACKGROUND

The State Government's Electric Vehicle (EV) Strategy was developed by the Department of Water and Environmental Regulation (**DWER**). One of the actions contained within the strategy was investment in EV fast-charging infrastructure. On 17 August 2021, the WA State Government announced Australia's longest EV Highway as part of the McGowan Government's \$21 million Electric Vehicle Fund.

The project aims to deliver a network of EV fast charging stations to facilitate regional travel from Perth to Kununurra, along the south-west coast to Esperance and east to Kalgoorlie. The project will comprise of implementing charging stations across 45 locations in Western Australia and will be progressively rolled out with the goal of being fully operational by 2024.

Site selection for the EV Highway aims for users to have a convenient, comfortable and enjoyable experience whilst charging their EV. The subject site was selected as the most suitable location for a charging station within the Kalbarri locality for multiple reasons, as outlined below:

- The subject site is within walking distance to Kalbarri Beach and Foreshore, with amenities available such as a playground, grassed areas, public toilets, seating, undercover areas and mature trees for provision of shade.
- The subject site is located within close proximity to various eating establishments and a supermarket. It is anticipated that EV users will utilise the stores and offerings surrounding the subject site, therefore having an economic benefit on the town centre.
- The subject site is located nearby various tourist and short stay accommodation in the surrounding area.
- The subject site is in close proximity to Ajana-Kalbarri Road and George-Grey Drive, being primary travel routes that connect Kalbarri to surrounding regional areas, and are frequently used by tourists and visitors.
- The subject site is located nearby the Kalbarri Sports Oval with adjoining Tennis Club and Skate Park and the Kalbarri Gold and Lawn Bowls Club, being popular community recreation facilities within the Kalbarri area.
- The subject site adjoins the Kalbarri Visitor Centre with the Public Library and Shire Office.
- Kalbarri is located nearby popular tourist attractions including Kalbarri Beach and Jetty, Kalbarri War Memorial and Kalbarri National Park.

The proposed charging station will assist in supporting tourism to the Kalbarri locality in the Shire of Northampton and will also provide additional EV charging infrastructure to local residents.

PROPOSAL

The proposal seeks to install an electric vehicle (EV) charging station with two charging units and two car parking bays in an existing car park, located within the Kalbarri town centre. Specifically the proposal comprises of the following:

- Two Electric vehicle charging units:
 - One unit will be a DC fast charger of 150kW, equipped with two charging cables in order to charge two cars at one.
 - One back up AC charger of 7.6kW.
- Two extended vehicle parking bays dedicated to EV charging. This can allow for up to four vehicles to charge at any one time if the DC and AC charges were to be used at the same time.
- A 'Paymate System' located in an existing extended bay between the two charging units, to allow users to make payment for the EV charging service.

The charging units and car parking bays will be located in close proximity to a Western Power transformer on the subject site. The transformer will provide adequate power to the charging units for charging an electric vehicle in a short timeframe. The transformer will be delivered by Western Power in conjunction with the Shire through a network connection application. The switchboard and underground power lines (refer **Figure 2** below) will form part of the necessary infrastructure to support the EV charging units, and the switchboard will be installed and maintained by Synergy.

Refer to **Figure 2** (below) for the proposed location of the allocated EV car parking bays, charging units, Paymate System, transformer and associated bollards. The dimensions of the charging units, as well as the car bay painting and colours will be confirmed at detailed design.



Figure 2 - Proposed location of charging units, transformer and car bays.

SYNERGY EV CHARGING STATION

Two extended car parking bays and two charging units will comprise the EV charging station at the Kalbarri site.

The car parking bays dedicated to EV charging will be in a parallel arrangement, allowing two vehicles to access the DC charging unit and two vehicles to access the AC charging unit. The AC and DC Charging units will be placed in between the proposed charging bays.

The DC charging unit will have two charging cables to serve two vehicles at the same time. The AC charging unit will be used as a 'back up charger' and users will need to bring their own charging cable to plug into the socket on the charging unit.

Electric vehicle charging at the charging station for both DC and AC charging will be at the cost of the user (customer). For payment of the charging service, customers can make payment at the Paymate System located in between the two charging units. Payment methods can be made either with a credit card, RFID card reader or a software application (app) on their mobile phone. The app will enable customers to find, charge and make payment for charging sessions all in one place.

Refer to **Figure 3** below for an example of a Synergy EV charging unit at a different location. The final design and dimensions of the proposed EV chargers to form the EV Highway will be confirmed upon vendor selection.



Figure 3 - Image of a Synergy EV charging unit at a different location

It is important to outline that the difference between AC chargers and DC chargers is that DC chargers can deliver higher power within shorter charging times. Refer to **Figure 4** below for an illustration of AC and DC charging units delivering power to an electric vehicle.

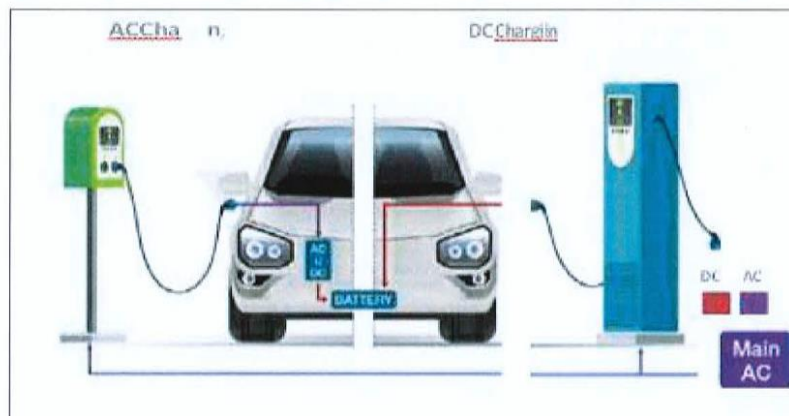


Figure 4 – Difference between AC and DC charging units delivering power

The battery size and charging times of electric vehicles will vary from each vehicle brand and model. Charging times may vary due to the car battery's ability to take advantage of the charging unit's full rate of charge, based on limitations on the car battery's rate of charge at various states of charge. Typically, a 34kW charge for an electric vehicle will provide a driving range of approximately 200 kilometres. This is an ideal driving range for regional travel and will allow drivers to easily reach the next charging station without anxiety. **Table 1** below demonstrates the charging times for DC and AC charging units for a 200 kilometre driving range.

Table 1- Charging times for AC and DC chargers.

Table 1- Charging times for AC and DC chargers.

Charging unit capacity	Charge Time (34kWh / 200km)
AC- 3kW	-14 hours
AC-7kW	-4 hours
AC- 22kW	-3hours
DC- 50kW	41 minutes
DC-75kW	27 minutes
DC-150kW	14 minutes

The inclusion of a DC fast charger of 150kW at the proposed charging station will be necessary for users to reach at least a 34kW charge, without unreasonable or inconvenient waiting times.

E.lectric Vehicle Strategy

The Western Australian State Government's Electric Vehicle (EV) Strategy was released on 30 November 2020 and has been developed to prepare for the transition to low and zero- emission electric vehicles, and to maximise the environmental social and economic benefits of EV transportation.

The EV strategy notes that the increased adoption of electric vehicles in Western Australia will reduce greenhouse gas emissions and improve urban air quality. This increased adoption and usage of electric vehicles will also provide improvements in energy productivity, future transport costs, energy security, amenity and potential electricity grid benefits for Western Australians.

The strategy aims to facilitate EV adoption in Western Australia and outlines various initiatives and actions to be implemented. These initiatives will be supported by the investment of \$21 million from the McGowan Government for an Electric Vehicle Fund. The EV strategy identifies four priority areas of action, with one being to invest in and facilitate the provision of EV charging infrastructure.

The State Government proposes to implement this initiative by creating an EV highway throughout regional Western Australia. This EV highway will create an EV fast charging infrastructure network to facilitate travel north from Perth to Kununurra, along the south-west coast to Esperance and east to Kalgoorlie.

The limited availability of public EV charging infrastructure is both a perceived and an actual barrier that discourages consumers and commercial fleets from transitioning to electric vehicles. The strategy puts forward that the existence of public fast-charging EV infrastructure is essential to enable inter-regional or long-distance travel, and to help overcome range anxiety for users.

The proposed development of an EV charging station at the subject site will be crucial to forming part of the network required for the highway and will provide a convenient charging location for EV users within 200 kilometres of the next charging stations in the network. As a result, the proposed EV charging station at the subject site will assist in delivering an important priority area of action outlined in the strategy, being to facilitate the provision of public EV charging infrastructure.

Electric Vehicle Action Plan

The Electric Vehicle (EV) Action Plan outlines a range of actions that have been developed in consultation with industry stakeholders to help manage the future integration of EVs in Western Australia, and to meet the requirements of the State EV Strategy and Action 16 of the Distributed Energy Resources (DER) Roadmap.

The Action Plan considers the current and forecast EV trends, assesses gaps in the current body of work preparing for the adoption of EVs, and presents various actions that should be undertaken to ensure that power systems in Western Australia have the capacity for future EV demand and can receive positive impacts from them.

The EV Action Plan requires that preparation for integrating EVs with the power grids begins now to ensure that when the large-scale adoption of EVs eventuates, measures have been implemented in Western Australia to address the potential risks and the network costs so that the full benefits of EVs can flow to consumers and the power system.

The installation of an EV charging station by Synergy, with the required transformer from Western Power at the subject site will be part of the first stages of this preparation process, for implementing EV charging infrastructure and necessary power network upgrades to meet the potential magnitude for demand.

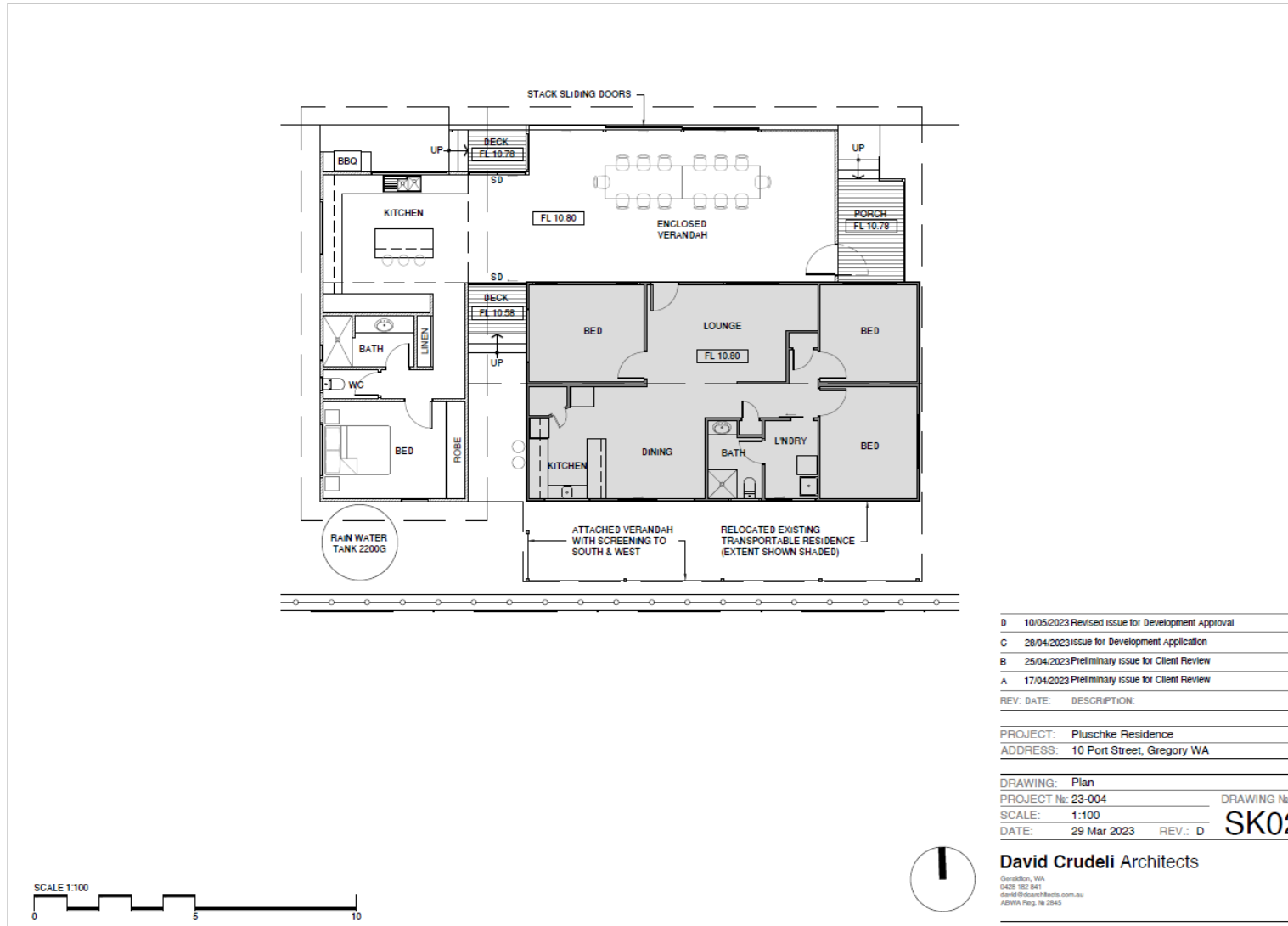
Conclusion

It is considered the proposal should be favourably determined on individual merit, recognizing the proposal simply seeks to install an EV charging station in an existing car park.

As electric vehicle ownership is inevitably increasing both visitors and local residents in Kalbarri will require the necessary infrastructure to support these vehicles. The proposed EV charging station will assist in facilitating the shift towards the growing electric vehicle market and will ensure Kalbarri is provided with the required infrastructure to support the increasing use of electric vehicles and demand for EV charging stations on tourist routes in WA.

In summary, the proposal is justified and considered appropriate for the following reasons:

- The proposal is consistent with the provisions of the Shire of Northampton's *Local Planning Scheme No. 11* and is compliant with the applicable statutory planning framework.
- The proposed works and operation of the EV charging station are minor and will not have a substantial impact on the surround land uses.
- The proposal will not have any adverse effect on the amenity and character of the local area.
- The proposal is not anticipated to generate additional traffic to the extent that it adversely impacts the parking availability on site and in the surrounding locality, as well as the vehicle movement, flow and access on the surrounding road network.
- The proposed EV charging station will assist in facilitating tourism in the Kalbarri locality, which in turn will have the potential to bring about a range of benefits for local businesses and the wider community.
- The proposal will contribute to delivering the State Government's Electric Vehicle Strategy and will assist in supporting regional travel throughout Western Australia.



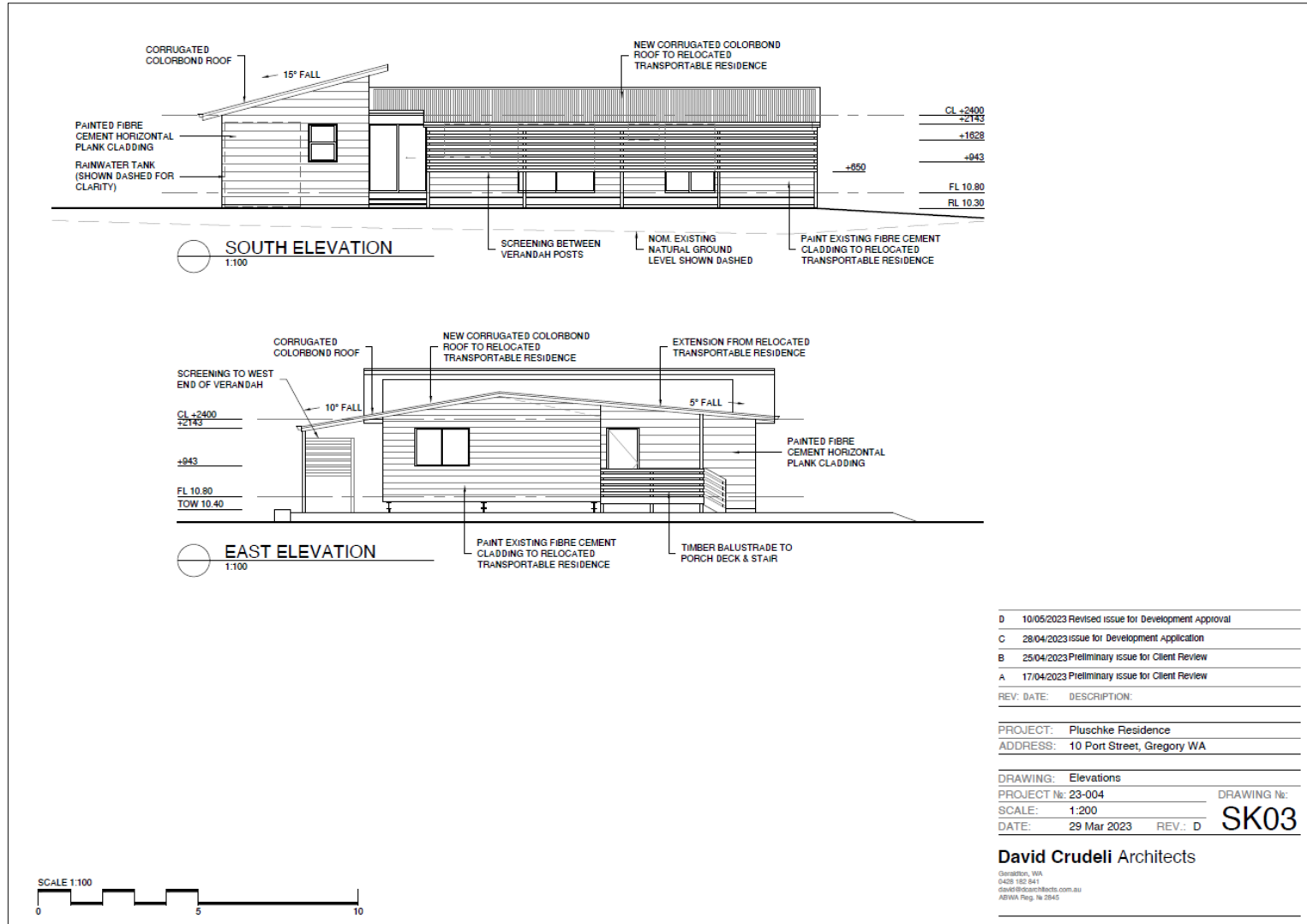
D	10/05/2023 Revised issue for Development Approval
C	28/04/2023 Issue for Development Application
B	25/04/2023 Preliminary issue for Client Review
A	17/04/2023 Preliminary issue for Client Review

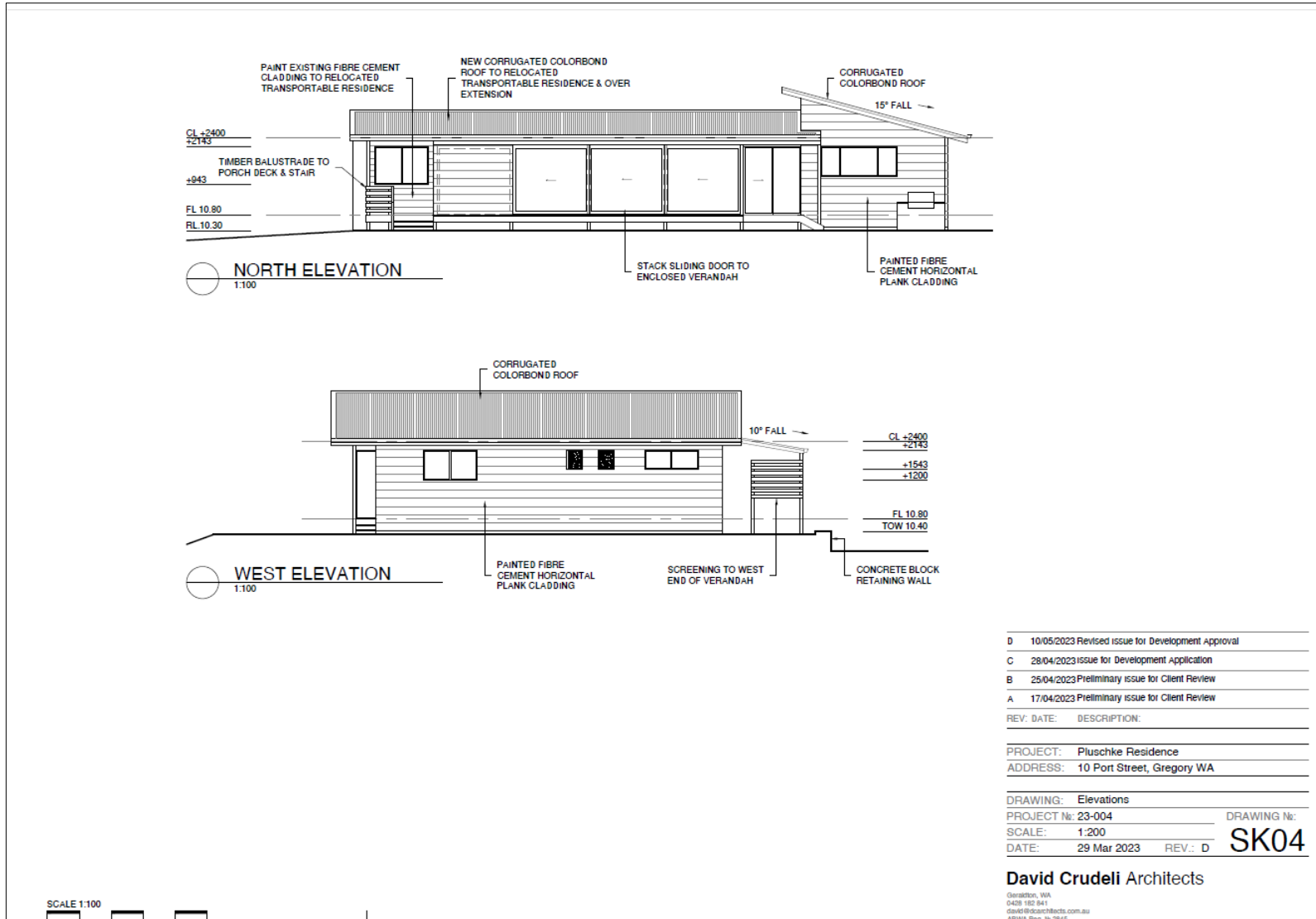
REV. DATE: DESCRIPTION:

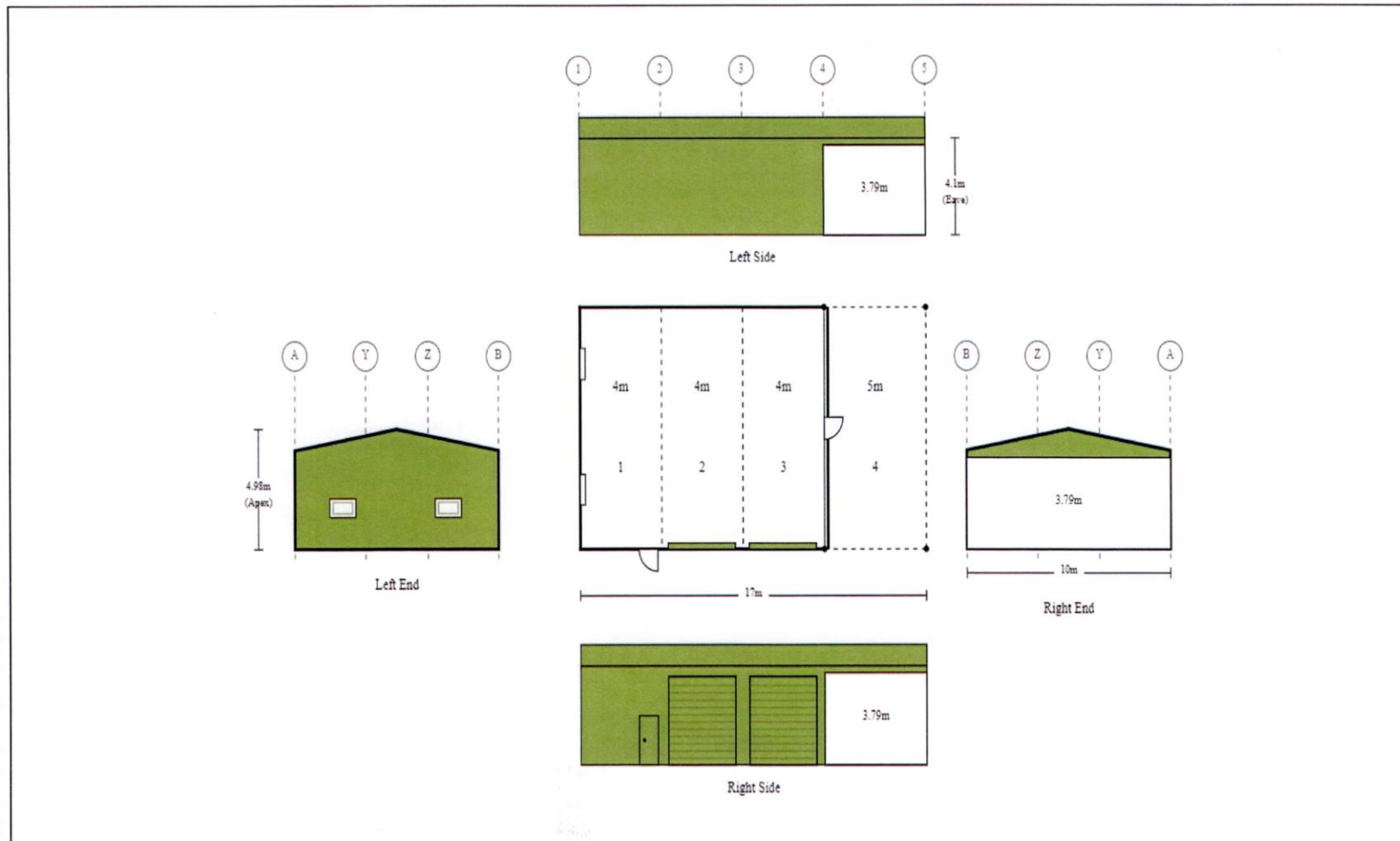
PROJECT: Pluschke Residence
 ADDRESS: 10 Port Street, Gregory WA

DRAWING: Plan
 PROJECT No: 23-004 DRAWING No:
 SCALE: 1:100
 DATE: 29 Mar 2023 REV.: D **SK02**

David Crudeli Architects
 Geraldton, WA
 0438 162 841
 david@dcarchitects.com.au
 ABWA Reg. No 2845







Purchaser Name: David Pluschke
 Site Address:
 Ref # JFG2301006-2 Print Date: 16/02/23

Building Layout
 Ref# JFG2301006-2

Seller: Sheds n Homes Geraldton
 Name: Jason Finlay
 Phone: (08) 99 217 117
 Fax:
 Email: jason.finlay@shedsnhomes.com.au



ATTACHMENT: 9.3.4 (2)













ATTACHMENT: 9.3.5(1)**Delegated Planning Decisions for July 2023**

D/A No	Applicant	Property	Purpose	Decision	Value
040	PM LEMON & J GONTIER	LOT 198 (NO. 6) BALAAM STREET, KALBARRI	CARPORT – (R-CODE VARIATION)	11 July 2023	6,000
041	AWJ JOUBERT	LOT 64 (NO. 9) PELICAN ROAD, KALBARRI	TEMPORARY CITING OF ONE (1) SHIPPING CONTAINER	29 July 2023	N/A**
045	VIKAS SAH	LOT 44 (NO. 181) HAMPTON ROAD NORTHAMPTON	TEMPORARY CITING OF ONE(1) SHIPPING CONTAINER	2 August 2023	N/A**
046	MR & GR LEE	LOT 385 (NO. 47) WEST STREET, NORTHAMPTON	OUTBUILDING	2 August 2023	30,340

** *Includes administrative applications which are attributed no value and can include Commercial Vehicle Parking, Mobile Food Vehicle, Commercial Recreational Tourism License and Temporary and Exemption Approval Applications.*

SHIRE OF NORTHAMPTON - BUILDING APPROVALS - JULY 2023						
Approval Date	App. No.	Owner	Builder	Property Address	Type of Building	Value
6/07/2023	23002	Edgar Rundle	Owner Builder	58 (Lot 255) Flora Boulevard, Kalbarri	Construct steel framed patio and carport with retaining wall. Construct steel framed shed	\$ 8,000.00
6/07/2023	23016	Claire Nicole Gleeson and Rory Clifton-Parks	Owner Builder	4 (Lot 197) Calandrinia Court, Kalbarri	Construct three-bedroom steel framed dwelling	\$ 150,000.00
5/07/2023	23024	Adrian and Linda Davis	Owner Builder	8 (Lot 664) Questro Glade, Kalbarri	Construct steel framed outbuilding	\$ 2,500.00
19/07/2023	23026	Cale Gilbertson	Modularis Pty Ltd T/A Modular WA	22 (Lot 127) Sunstone Drive, Kalbarri	Construct three-bedroom steel framed modular dwelling with retaining wall	\$ 366,631.00
20/07/2023	23029	Paul Lemon and Jacqueline Gontier	Owner Builder	6 (Lot 198) Balaam Street, Kalbarri	Construct steel framed carport	\$ 7,000.00
26/07/2023	23031	David and Tracy Pluschke	Demolition Investments T/A Batavia Timber and Salvage	10 (Lot 91) Port Street, Port Gregory	Full demolition of dwelling	\$ 31,800.00
27/07/2023	23032	Commissioner of Main Roads	Rebus Restrooms	Lot 501 North West Coastal Highway, Ogilvie	Install prefabricated concrete toilet building, 2x water tanks and leach drains	\$ 290,000.00
6/07/2023	23CS500	David Booth	Simple Life Projects	4 (Lot 100) Chick Place, Kalbarri	Construct new timber-framed, weatherboard four-bedroom dwelling	\$ 500,000.00
27/07/2023	23CS501	Antony and Janene Farmer	Owner Builder	56 (Lot 9) Mary Street, Northampton	Construct steel-framed two-bedroom dwelling	\$ 100,000.00
5/07/2023	23CS513	Edward and Jennifer McClintock	Diamond Rose Pty Ltd	4043 (Lot 11) George Grey, Yallabatharra	Reconstruct timber framed chalet on existing concrete slab	\$ 66,500.00
26/07/2023	23CS516	Mark Hodshon	OCS Building Maintenance	7 (Lot 357) Penn Street, Kalbarri	Remediation repairs to roof structure and roof sheeting. Replace damaged verandah	\$ 222,889.83
27/07/2023	23CS517	Bevan and Marlene Bridgeman	Modularis Pty Ltd T/A Modular WA	333 (Lot 6) Chilimony Road, Alma	Construct steel-framed four-bedroom modular dwelling	\$ 360,068.00

SHIRE OF NORTHAMPTON

ATTACHMENT 9.7.1 (1)

WORKS CREW BUDGET - PROGRAM AND PROGRESS REPORT (2022/2023)

(August 2023)

2022/2023 Budget Works	Job No	Status	Comments
<u>REGIONAL ROAD GROUP PROJECTS - 150300</u>			
Kalbarri Road Reseal works 40.00 - 46.00 slk	RR16	COMPLETE	
<u>ROADS TO RECOVERY - 152100</u>			
Parker - Wundi Road/s Construction to Bitumen Seal - 3.20 km	RT40	COMPLETE	
Kalbarri - Grey Street Asphalt Reseal	RT41	COMPLETE	
<u>MUNICIPAL FUND CONSTRUCTION - 150600</u>			
Carried Over from 2021/2022			
<u>Kalbarri</u>			
Karina Mews Reseal and replace concrete kerbing	R982		Defer and revised price for 2023/24 budget consideration
Smith Street Asphalt reseal and replace concrete kerbing 0.40 - 0.66 slk	R990	COMPLETE	
Glance Street Reseal	R223		Defer and revised price for 2023/24 budget consideration
Gwalla and Brook Street Install drainage, carry over works from 2021/2022	R326		Defer and revised price for 2023/24 budget consideration
Kalbarri - Grey Street Asphalt Reseal	R330	COMPLETE	
Cont.			

2022/2023 Budget Works	Job No	Status	Comments
<u>MUNICIPAL FUND CONSTRUCTION - 150600</u>			
New Projects			
<u>Northampton</u>			
Parker - Wundi Road/s (Part Funded RTR) Construction to Bitumen Seal - 3.20 km	R336	COMPLETE	
Mary Street Surface Correction - 2 sections	R337	COMPLETE	
Robinson Street Surface Correction - 2 sections and kerbing	R338		Area of works increased Defer and revised price for 2023/24 budget consideration
Essex Street Reseal	R340	COMPLETE	
Mary Street Install Bollards west of NWCH	R342	COMPLETE	
<u>Kalbarri</u>			
Smith Street Asphalt reseal and kerb replacement	R339	COMPLETE	
<u>Rural</u>			
Binnu East Road Pavement Repair 12.6 to 13.6 slk	R341		Works Commenced Defer and revised price for 2023/24 budget consideration
Kalbarri Road (Council Contribution) Reseal works 42.00 - 48.00 slk	R343	COMPLETE	Contractor - Full Service - to commence 10th February
Cont.			

2022/2023 Budget Works	Job No	Status	Comments
<u>MUNICIPAL FOOTPATHS - 150900</u> Carried Over from 2021/2022			
Northampton - Stephen Street Replace DUP from NWCH to West Street	F702		Defer and revised price for 2023/24 budget consideration
Kalbarri - Grey Street Replace DUP at front of Allen Centre	F707		Defer and revised price for 2023/24 budget consideration Works commenced
<u>MUNICIPAL FOOTPATHS - 150900</u> New Projects			
Kalbarri - Malaluca Pathway Maintenance of existing	08 T379		
Kalbarri - Red Bluff Road Red Bluff Road to Eco Flora	F716		Defer and revised price for 2023/24 budget consideration
Cont.			

2022/2023 Budget Works	Job No	Status	Comments
<u>OTHER WORKS - Depots/Ovals/Parks/Gardens etc</u>			
Northampton - Oval - New Toilet Block New Toilet Block - Demolish and Remove old	F003	COMPLETE	
Northampton - Oval renovation Undertake Verti mowing	F016	COMPLETE	
Northampton - Oval tanks Install material filtration system		COMPLETE	
Northampton - Oval tanks Install water treatment/softner system		COMPLETE	
Northampton - Lions Park Clean and repaint pergola		COMPLETE	
Northampton - Lions Park Repaint picnic shelter		COMPLETE	
Northampton - Kings Park Fabricate and install pump/retic cover		COMPLETE	
Northampton - Northampton Community Centre Install disabled ramp south end			Defer and revised price for 2023/24 budget consideration
Northampton - Northampton Community Centre Reinstate pavement and southern end		COMPLETE	
Northampton - Northampton Community Centre Treatment for rising damp - stadium wall			Defer and revised price for 2023/24 budget consideration
Northampton - Northampton Community Centre Brick pave commentary box south to prevent moisture			Defer and revised price for 2023/24 budget consideration
Kalbarri - Oval Renovation Undertake Verti Drain	F003	COMPLETE	
Kalbarri - Foreshore area Grass removal along DUP edges	F001		Defer and revised price for 2023/24 budget consideration
Kalbarri - Blue Holes Toilet area Install Solar pump to improve pressure	08 B015	COMPLETE	
Cont.			

2022/2023 Budget Works	Job No	Status	Comments
Kalbarri - Foreshore grass removal Cut down grass height along DUP area/s			
Horrocks - Southern Stairway Remove old and install new	08 3664	COMPLETE	
Horrocks - Foreshore grass removal Cut down grass height along DUP area/s		COMPLETE	
Horrocks - Foreshore water supply holding tank Remove existing and place new			Defer and revised price for 2023/24 budget consideration
Port Gregory - Carpark Construction/Renovations Foreshore carpark area	3714		Defer and revised price for 2023/24 budget consideration
Port Gregory - New Community Storage Shed New shed	99 5414		Defer and revised price for 2023/24 budget consideration
Port Gregory - Pipeline works Conduit and new line under George Grey Drive		COMPLETE	
Port Gregory - Non Potable water supply holding tank Install new water supply holding tank	99 5414		Defer and revised price for 2023/24 budget consideration
Binnu Tip Site Install new fence			Defer and revised price for 2023/24 budget consideration

Cont.

2022/2023 Budget Works	Job No	Status	Comments
<u>PLANT ITEMS - Major</u>			
Northampton - New Grader (Construction) Purchase new - trade/sell existing P238 Grader	4214/99	COMPLETE	Received February 3rd 2023
Northampton - New Backhoe Purchase New - No trade	4214/99		New item Ordered - Delivery June 2023.
Northampton - New utility - WHS Compliance Officer Purchase new - trade/sell existing P242 utility	4214/99	COMPLETE	Delivery June 2023 (22/23 financial year)
Kalbarri - New utility - Kalbarri Leading Hand Purchase new - No trade	4214/99		Defer and revised price for 2023/24 budget consideration
<u>PLANT ITEMS - Minor/Other/Sundry tools</u>			
Northampton - Fire fighting unit	7362/02		Alternative sourced
Northampton - 2 way radios	7362/02	COMPLETE	
Northampton - 3 x blowers - 2 at workshop, 1 x gardeners	7362/02	COMPLETE	
Northampton - 1 x 4 inch water pump	7362/02	COMPLETE	
Northampton - Workshop - 1 x Rechargeable air compressor	7362/02	COMPLETE	
Northampton - 1 x Chainsaw	7362/02		
Northampton Gardeners- 1 x lawn edger	7362/02	COMPLETE	
Northampton Gardeners- 1 x whipper snipper	7362/02	COMPLETE	
Northampton Gardeners- 1 x Stihl battery pack	7362/02	COMPLETE	
Northampton Gardeners- 1 x Chainsaw	7362/02		
WHS - Ipads for OHS requirements	7362/02		



Enquiries: René Shipp 08 9323 4082
 Our Ref: 23/1177
 Your Ref:

19 July 2023

Mr Andrew Campbell
 Chief Executive Officer
 Shire of Northampton
 PO Box 61
 NORTHAMPTON WA 6535

Dear Sir

WIDENING OF FLOODWAY - NORTHAMPTON KALBARRI ROAD, SANDY GULLY

Attached for consideration by Council are plans depicting land required for the widening of the floodway located on Northampton Kalbarri Road, Sandy Gully. The floodway is being widened due to safety concerns, poor sight distance / alignment and to replace the culvert that is nearing the end of its life.

In order for the project to proceed, the land shown shaded on the enclosed Land Dealing Plans 2360-040 and 2360-041 is required for inclusion in the road reserve.

Main Roads (MRWA) has consulted with both landowners, and arrangements for acquisition is being finalised. To enable the land to be dedicated as road reserve, it is a requirement of the *Land Administration Act 1997* that local government resolve to dedicate the road.

It would be appreciated if Council could consider the matter at its next meeting and provide the following statement in a letter to MRWA marked to my attention. This will satisfy the requirements of the Department of Planning, Lands and Heritage (DPLH).

"Council at its ordinary meeting held on (Day Month Year) passed a resolution for the dedication of the land the subject of Main Roads Land Dealing Plans 2360-040 and 2360-041 as a road pursuant to Section 56 of the Land Administration Act 1997".

In addition, please provide a copy of the minutes of the Council meeting relating to the resolution, which is required for DPLH's records.

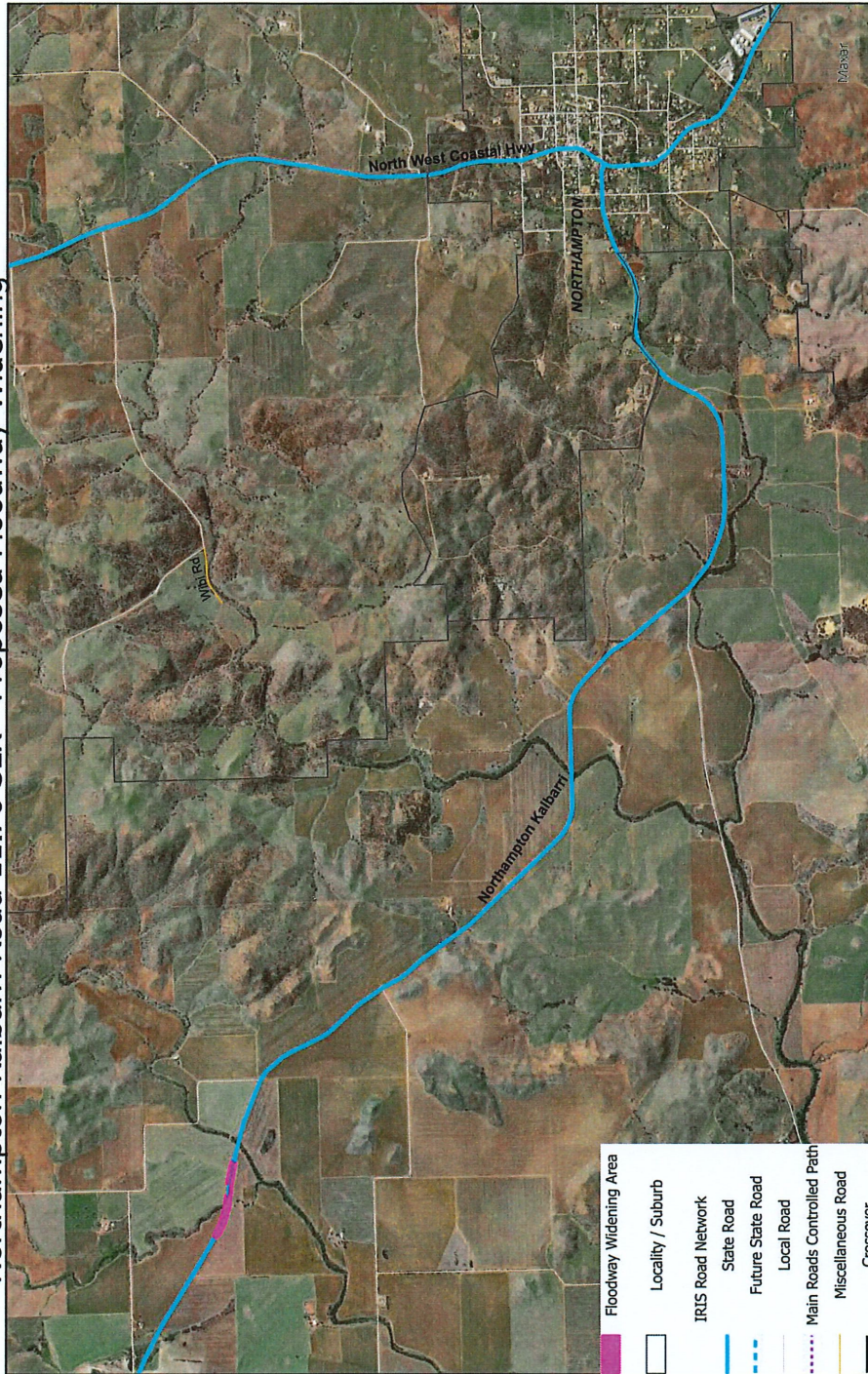
If you require any further information, please contact me on 9323 4082 or e-mail rene.shipp@mainroads.wa.gov.au.

Yours faithfully

René Shipp
Land Assembly Officer

enc
 LDP 2360-040
 LDP 2360-041



Northampton Kalbarri Road 11.76 SLK - Proposed Floodway Widening Locality Plan



Spatial Reference
Name: GDA2020
GCS: GDA2020
Datum: GDA2020
Map Units: Degree



LEGEND

-  LAND REQUIRED FOR ROAD PURPOSES
-  BOUNDARY TO BE SURVEYED.

NOTES

- 1 DIMENSIONS AND AREAS ARE APPROXIMATE ONLY AND ARE SUBJECT TO SURVEY.
- 2 S.L.K. IS A M.R. STRAIGHT LINE KILOMETRE AND IS APPROXIMATE ONLY
- 3 HORIZONTAL DATUM IS MGA94.


SCALE 1:2000

MID WEST-GASCOYNE REGION

Telephone (08) 9956 1200 Fax (08) 9956 1240

APPROVED FOR IMPLEMENTATION

FILE NUMBER	FOLIO	DATE	APPROVAL NUMBER
		16/05/2023	
		16/05/2023	



FINANCE & CORPORATE SERVICES
 TRANSPORT PORTFOLIO LAND &
 PROPERTY SERVICES
 Telephone 9323 4580

FILE No. 23/1177

DRAWN/DESIGNED W.M. ROLLINGS 19/4/23

AUDITED IN ACCORDANCE WITH STANDARD 67-08-48 IN THE ROAD AND TRAFFIC ENGINEERING MANUAL

NORTHAMPTON KALBARRI ROAD
 M058

LAND DEALINGS

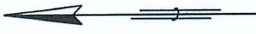
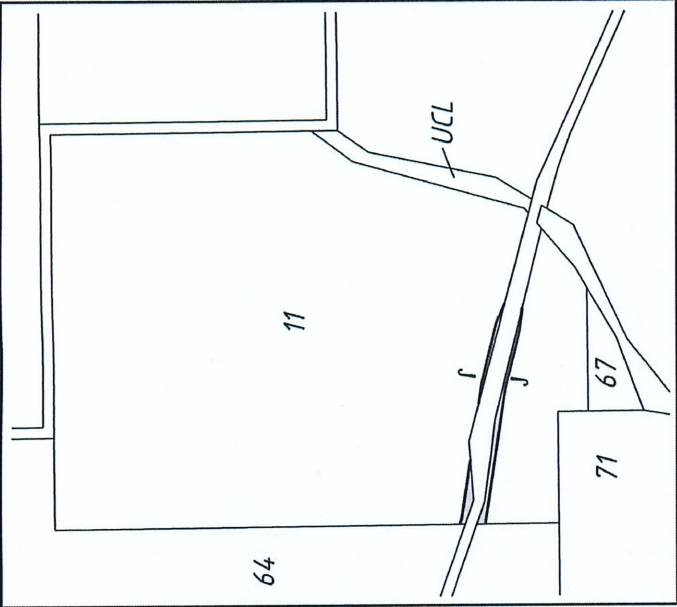
LOT 11, 115 - 118 SLK

LOCAL AUTHORITY (513) SHIRE OF NORTHAMPTON

DRAWING TYPE | DRAWING NUMBER

7200 | **2360-040**

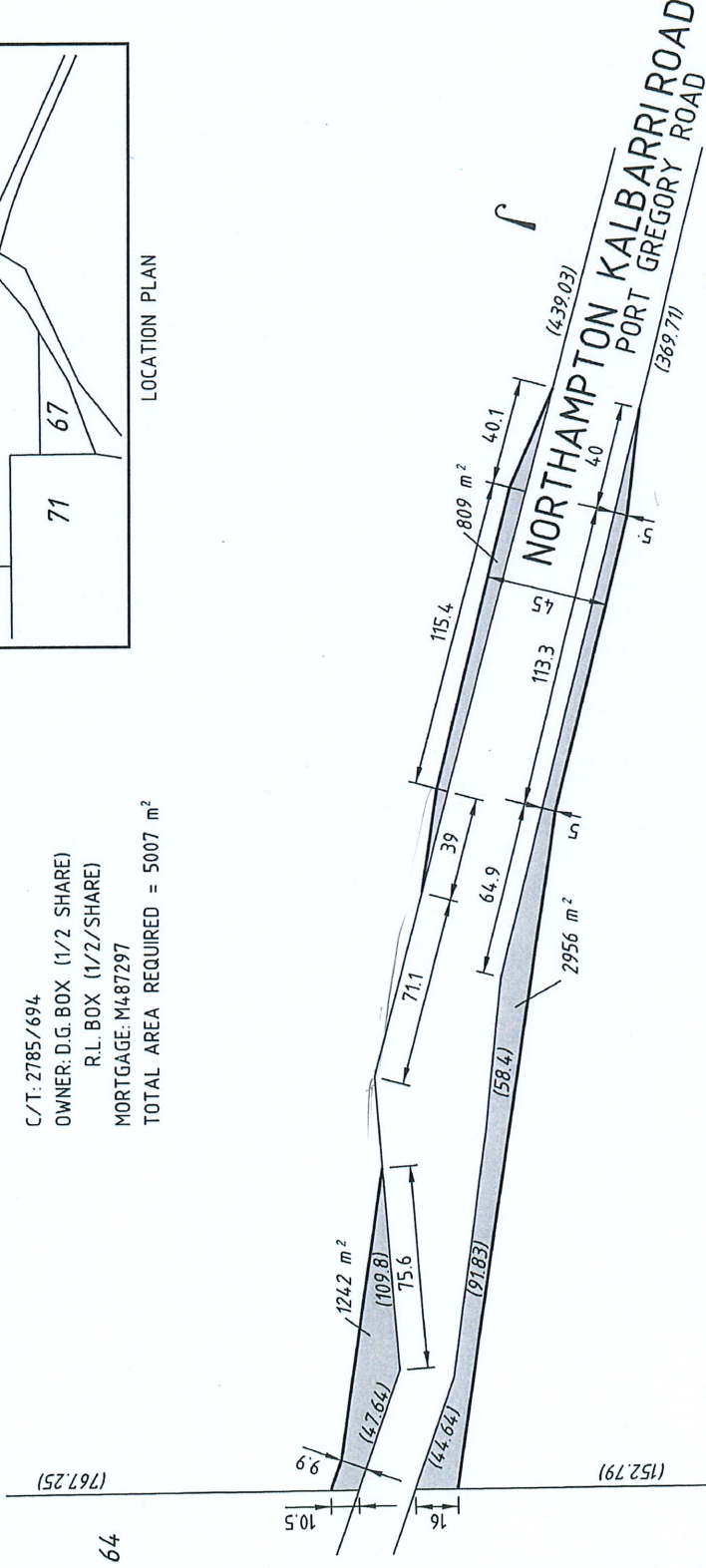
AMEND.



11

C/T: 2785/694
 OWNER: D.G. BOX (1/2 SHARE)
 R.L. BOX (1/2 SHARE)
 MORTGAGE: M487297

TOTAL AREA REQUIRED = 5007 m²



71



C/1, 2785/694
 OWNER D.G. BOX (1/2 SHARE)
 R.L. BOX (1/2 SHARE)
 MORTGAGE M487297
 TOTAL AREA REQUIRED = 5007 m²

LEGEND

- LAND REQUIRED FOR ROAD PURPOSES
- BOUNDARY TO BE SURVEYED.

NOTES

- 1 DIMENSIONS AND AREAS ARE APPROXIMATE ONLY AND ARE SUBJECT TO SURVEY.
- 2 S.L.K. IS A M.R. STRAIGHT LINE KILOMETRE AND IS APPROXIMATE ONLY
- 3 HORIZONTAL DATUM IS MGA94.

SCALE 1:2000

MID WEST-GASCOYNE REGION

Telephone (08) 9956 1200 Fax (08) 9956 1240

APPROVED FOR IMPLEMENTATION

FILE NUMBER	FOLIO	DATE	APPROVAL NUMBER

AUTHORISED

APPROVED

mainroads
 WESTERN AUSTRALIA
 FINANCE & CORPORATE SERVICES
 TRANSPORT PORTFOLIO LAND &
 PROPERTY SERVICES
 Telephone 9323 4590

FILE No. 23/1177

DRAWN/DESIGNED W.M. ROLLINGS 19/4/23

AUDITED IN ACCORDANCE WITH STANDARD 67-08-48 IN THE ROAD AND TRAFFIC ENGINEERING MANUAL

SCAN DATE

A 3

NORTHAMPTON KALBARRI ROAD
M058

LAND DEALINGS

LOT 11, 115 - 118 SLK

LOCAL AUTHORITY (513) - SHIRE OF NORTHAMPTON

DRAWING TYPE 7200

DRAWING NUMBER 2360-040

AMEND.



APPENDICES

COUNCIL MEETING

18 AUGUST 2023

7.5.8 INTEREST TO PURCHASE LOT 91 GREY STREET

LOCATION:	Crown Reserve 27637, Lot 91 Grey Street Kalbarri
FILE REFERENCE:	9.1.4
CORRESPONDENT:	Geoff Glenn
DATE OF REPORT:	10 June 2021
REPORTING OFFICER:	Garry Keeffe

SUMMARY:

Council to consider if it wishes to relinquish a Management Order for Crown Reserve 27637 and support the sale of this lot.

LOCATION:



BACKGROUND:

A request has been received by Mr Geoff Green expressing an interest to purchase Lot 91. He is representing the owners of neighbouring Lots 138 and 140 Grey Street who are looking at the possibility to demolishing the duplexes on these lots (one is to be demolished due to damage suffered from cyclone Seroja) and construct multiple holiday accommodation units with resort style amenities.

To allow for a larger development the owners are seeking the purchase of Lot 91 to be amalgamated into Lots 89 and 90 to allow for their proposed development.

COMMENT:

Lot 91 is a crown reserve with a Management Order drawn in the favour of Council for the purpose of Parks and Recreation.

The process for this sale is that the Council must first determine if they support the sale of the lot and if so is then Council to relinquish the Management Order to allow the sale to proceed. The matter is then referred to the Department of Planning Lands and Heritage (DPLH) who then determine if the lot is to be sold and the nature of the sale and the sale price.

The Council has no involvement in the sale once support and relinquish of the Management Order has been provided to DPLH, and does not receive any sale proceeds, however we could request DPLH that they contribute proceeds from the land sale to assist with recovery efforts from cyclone Seroja, namely to assist with reconstruction of public assets.

The lot has never been required by Council previously, and is not in any forward plan for use by the Council. It is also considered that there is sufficient parkland along the foreshore parkland without the need for this corner lot to also be a park and development of the lot for holiday accommodation with the neighbouring lots is considered a better long term use.

FINANCIAL & BUDGET IMPLICATIONS:

No financial implications for Council.

STATUTORY IMPLICATIONS:

State: Land Administration Act

VOTING REQUIREMENT:

Simple Majority Required:

OFFICER RECOMMENDATION – ITEM 7.5.8

For Council determination.

APPENDIX: 9.3.1(1)Shire of Northampton Local Planning Scheme No. 11

In relation to the parking of the Mobile Food Vehicle at Lot 766 (No.46) Glass Street, Kalbarri, the lot is zoned 'Residential' under the Scheme. The objectives for the 'Residential' zone as prescribed in Section 3.1 of the Scheme:

Zone Name	Objectives
Residential	<ul style="list-style-type: none"> • To provide for a range of housing and a choice of residential densities to meet the needs of the community. • To facilitate and encourage high quality design, built form and streetscapes throughout residential areas. • To provide for a range of non-residential uses, which are compatible with and complementary to residential development.

In relation to the parking of commercial vehicles Section 4.8.11 of the Scheme states:

- (a) *The local government may permit the parking of only one commercial vehicle on a lot in the "Residential", Rural Residential" or "Environmental Conservation" zone provided -*
- (i) *the amenity of the neighbourhood in the opinion of the local government is not adversely affected;*
 - (ii) *the vehicle forms an essential part of the occupation of an occupant of the dwelling;*
 - (iii) *the vehicle does not exceed either 3 metres in height or 12 metres in length;*
 - (iv) *any vehicle exceeding 8 metres in length is screened from public view; and*
 - (v) *no major repairs to the vehicle is undertaken and any minor repairs, maintenance, service or cleaning of any commercial vehicle or truck is undertaken in an area screened from public view.*

In relation to the operation of Mobile Food Vehicle upon land zoned 'Reserve', Section 2.2 of the Scheme relates to Local Reserves and states the Reserve Name and Objectives.

Reserve 25307 is vested with the Shire of Northampton for 'Recreation' purposes and forms part of the Kalbarri Foreshore Reserve. The objective of the Reserve are as follows:

Reserve Name	Objectives
Public Open Space	<ul style="list-style-type: none"> • To set aside areas for public open space, particularly those established under the <i>Planning and Development Act 2005</i> s. 152. • To provide for a range of active and passive recreation uses such as recreation buildings and courts and associated car parking and drainage.

“2.2.1 A person shall not use or commence or carry out development on reserved land without first having obtained the planning approval of Council under Part VI of the Scheme, and in determining an application for planning approval Council shall have regard to:

- (a) the matters set out in Clause 6.5; and*
- (b) the ultimate purpose intended for the reserved land,*

and Council shall, in the case of land reserved for the purposes of a public authority, confer with that authority before giving its approval.”

APPENDIX: 9.3.1 (2)Shire of Northampton Kalbarri Townsite Strategy

The strategic vision of the *Kalbarri Townsite Local Planning Strategy* is:

“To develop a long term Strategy for the future development and enhancement of Kalbarri that recognises, builds upon and promotes the tourism and residential values of the location in an environmentally and economically sustainable manner.”

The strategic objectives of the Strategy are:

- *“To enhance Kalbarri’s position as a premier family holiday destination within Western Australia while recognising the continuing value and importance of non-family Intrastate, Interstate and International visitors.*
- *To broaden Kalbarri’s economic and employment base by furthering Kalbarri’s position as a desirable alternative residential and employment location within the Mid-West.*
- *To protect and enhance Kalbarri’s unique urban values and particularly its connectivity to the surrounding natural environment together with its compactness and high level of walkability.”*

Local Planning Policy – Mobile Food Vehicles

The *Local Planning Policy for Mobile Food Vehicles* was adopted by Council at their 15 March 2019 Ordinary Meeting.

The *Local Planning Policy* states the following objectives:

- *“Provide guidance on the requirements for the operation of mobile food vehicles within the Shire of Northampton;*
- *Allow mobile food vehicles to operate in locations which support the activation of underutilised public spaces;*
- *Ensure mobile food vehicles operate in a way which complements existing food businesses within town sites;*
- *Ensure mobile food vehicles are of a temporary nature;*
- *Ensure mobile food vehicles do not unreasonably compromise the amenity of the surrounding residential area; and*
- *Ensure mobile food vehicle operators practise safe food handling in accordance with the Food Act 2008.”*

The Local Planning Policy also details the following sites as being suitable for mobile food vehicles, identifying the proposed site as being able to accommodate two mobile food vehicles:

“Kalbarri:

- *Reserve 52436, adjacent to the Kalbarri Land-Backed Wharf (Site C)*
- *Red Bluff Beach Road (Site D)”*

The Policy states the following in relation to proposed mobile food vehicles:

“3.4 Location and Siting

3.4.2 Alternative locations may be considered if they meet the purpose of this policy.

3.4.3 The following location requirements apply to all applications for mobile food vehicle permit:

- a) Mobile food vehicle permit holders are only permitted to trade in an approved location, which is to be at least 50m from an established food or beverage business and 500m from a business selling the same, or similar, food product during that business' trading hours;*
- b) Mobile food vehicles are only permitted to trade at the locations detailed on their permits; and*
- c) Mobile food vehicles will be located so as not to obstruct pedestrian flow or vehicular traffic.*

3.6 Waste Management

3.6.1 The mobile food vehicle operator is required to maintain the mobile food vehicle and the surrounding area to a high standard and in accordance with the following requirements:

- a) When trading at an approved location the trade area must be cleaned frequently;*
- b) No waste or litter from the vehicle may be disposed of into Shire of Northampton's rubbish bins. Mobile food vehicle operators must provide adequately sized bins for patrons use and remove all rubbish from the approved location at the end of trade;*
- c) A holding tank for wastewater must be located beneath the vehicle; and*
- d) Waste water, solid waste, litter or any other pollutant must not be placed on the site or allowed to enter the stormwater system, and must be disposed of appropriately and in compliance with relevant legislation and local government requirements.*

3.7 Fixtures

3.7.1 A mobile food vehicle may only be permitted to have temporary fixtures (subject to attaining the approval of the local government) such as tables, chairs, signs and umbrellas and be in accordance with the following:

- a) The fixtures are to be of a temporary nature and removed from the site at the end of trade each day;*
- b) The mobile food vehicle and temporary fixtures must be kept in a safe and well-maintained condition at all times;*
- c) All temporary fixtures relating to the mobile food vehicle should be sturdy and made of quality materials without sharp edges or other features likely to cause harm; and*
- d) Any temporary fixtures relating to mobile food vehicles must not obstruct pedestrian flow or vehicular traffic.*

3.8 Noise

3.8.1 The use of amplified noise is prohibited.

3.8.2 Generators must not have a manufacturer specified operational volume greater than 75dB. Noise emissions will be required to be monitored on

an ongoing basis to ensure ageing equipment remains below this threshold, or compliance procedures may apply.

3.8.3 Notwithstanding the above provision (clause 3.8.2) all mobile food vehicle noise (including the generator) must comply with the assigned noise levels specified under the Environmental Protection (Noise) Regulations 1997.

3.9 Advertising

3.9.1 All advertising is to be fitted to the mobile food vehicle with the exception of one temporary A-frame sign and one tear drop banner and:

- a) Shall be located as close as practicable, and not exceeding 75m, from the location of the mobile food vehicle, with this location being subject to the approval of the Shire of Northampton;*
- b) A-frame signs shall not exceed any dimension of 1m or an area of 1m² on any side;*
- c) Shall be secured in accordance with any requirements of the Shire of Northampton; and*

A-frame signs and tear drop banners will be considered to be temporary fixtures and must comply with the requirements detail in cl. 3.7 of this policy.

3.10 Power

3.10.1 Mobile food vehicles need to be provided with their own power supply unless otherwise approved by Council. The use of generators upon Reserve 52436 will not be permitted except in emergency situations (e.g. power outages).

3.11 Public Risk Management

3.11.1 The permit holder assumes responsibility for any acts of negligence arising from their activity.

3.11.2 The mobile food vehicle permit holder assumes responsibility for any liability issues which may arise as a result of the operation of the mobile food vehicle being at the location.”

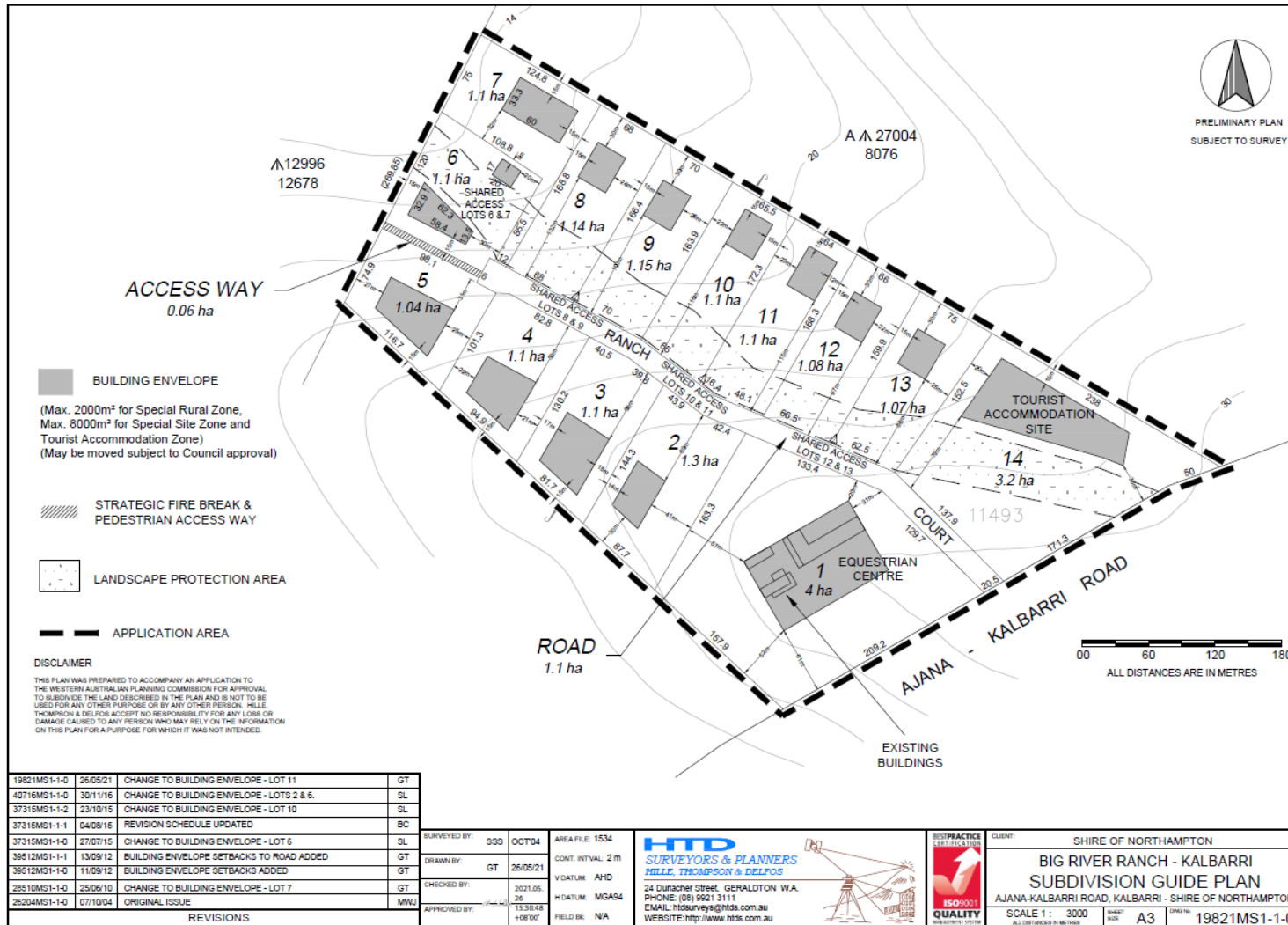
STRATEGIC IMPLICATIONS:

Local: Shire of Northampton Planning for the Future 2016-2026

Strategy/s:

1. Promotion of industrial and commercial activities that add value to the existing industries and activities within the shire.
2. Functionality of Marine facilities

Key Actions: 3.3.2 Protect existing marine/boating facilities



APPENDIX: 9.3.2 (2)Shire of Northampton Local Planning Scheme No. 10 – Northampton

The land is zoned “Rural Residential” under Local Planning Scheme No. 10 (Northampton).

The objectives of the ‘Residential’ zone under Scheme No. 10 are:

- *To provide for lot sizes in the range of 1 ha to 4 ha.*
- *To provide opportunities for a range of limited rural and related ancillary pursuits on rural-residential lots where those activities will be consistent with the amenity of the locality and the conservation and landscape attributes of the land.*
- *To set aside areas for the retention of vegetation and landform or other features which distinguish the land.*

Part 4: General Development Requirements of the Local Planning Scheme states the following relevant provisions:

Clause 4.8.6 Development in Special Residential, Rural Residential and Rural Smallholdings zones states:

- (a) *Where defined on a structure plan, all buildings on a lot shall be erected within the building envelope.*
- (c) *All buildings shall be sympathetic to existing landscape elements, namely landform and vegetation, in terms of their design, building height, materials and cladding colours. The local government may specify roof and wall materials and colours where, in the opinion of the local government, it is necessary so as not to prejudice the landscape amenity of the surrounding area.*

Under the Scheme, a "Repurposed dwelling" is defined as:

"a building or structure not previously used as a single house which has been repurposed for use as a dwelling".

APPENDIX: 9.3.2 (3)Shire of Northampton Local Planning Policy – Repurposed and Second-hand Dwellings

Council adopted the “Repurposed and Second-hand Dwellings” Local Planning Policy on 16 June 2005, with the latest review of the Policy conducted in June 2014.

The Local Planning Policy for Repurposed and Second-hand Dwellings states the following objectives:

- 3.1 *To ensure that any development proposing to use a repurposed or second-hand building meets acceptable aesthetic and amenity requirements in the locality for which it is proposed.*
- 3.2 *To ensure that any repurposed or second-hand dwelling does not detract from an existing (or reasonably desired) streetscape.*
- 3.3 *To enable the local government to retain such monies (bonds) to ensure the desired standard of development is achieved.*

Clause 5.1 Conditions states:

Buildings that are repurposed for residential use or are second-hand dwellings are, in some instances, of poor condition and as such the local government may impose conditions to ensure the building presentation is of an acceptable standard to enhance the streetscape appearance. Such conditions may include (but are not limited to) the following:

- a) Need for additional setbacks over and above the prescribed minimum and the need for screening via landscaping and/or boundary fencing;*
- b) A bond/bank guarantee and legal agreement to ensure the external appearance of the repurposed or second-hand dwelling has been completed to the approval of the local government;*
- c) The space between the ground level and the floor level being suitably enclosed;*
- d) Upgrading, alterations or additional design features that will enhance the elevations and architectural detail of the proposed development (ie. roof pitch, eaves, colours/materials and external treatments);*
- e) The roof and / or walls being clad of non-reflective materials and be consistent or complimentary in colour with the surrounding natural landscape features or desired streetscape; and*
- f) Require landscaping and constructed vehicle access to be established within a specified timeframe and thereafter maintained.*

Clause 5.2 Development Guidelines states:

All repurposed and second-hand dwellings shall adequately address the following development standards:

5.2.1 Verandahs, balconies etc on frontages

In order to ensure that the repurposed or second-hand dwelling does not detract from an existing (or reasonably desired) streetscape, the proposed development is required to provide verandahs, awnings, balconies, porches, porticos or other architectural relief on the elevations that are viewed from the street.

5.2.2 Materials

The use of “Zincalume” or light coloured “Colorbond” roof sheeting is permitted for dwellings under this Policy. However, care must be taken to ensure the location of the dwelling and the roof pitch used does not produce glare nuisance to surrounding properties or passing traffic.

The use of most types of wall cladding for dwellings is supported in the spirit of allowing architectural choice. Steel wall cladding is to be pre-painted „Colorbond” custom orb type. „Trimdeck” profile wall sheeting is not permitted. The use of unpainted „Zincalume” wall sheeting is not permitted, unless used as an architectural feature on no more than 10% of the surface area of a facade.

Where appropriate the use of varied building materials is encouraged to provide architectural relief.

5.2.3 Roof Design

Roof design can utilise gable, hipped or skillion design. Flat roofs are only permitted where the design of the building has been extensively enhanced by other external treatments and is an integral part of the modern profile of the dwelling.

5.2.4 External Treatments

Notwithstanding the requirement of Clause 5.2.1 above, in order to achieve high standard of dwelling construction and an appropriate level of amenity repurposed and second-hand dwellings will be required to address their external facades with additional windows or larger openings, the use of verandahs, decking or other architectural relief to side and rear elevations.

It is also recommended that alternative materials be sought for window treatments (ie wooden French and bi-fold doors).

5.2.5 Landscaping

In order to not detract from an existing (or reasonably desired) streetscape the proposed development is required to lodge and implement a landscape plan.

APPENDIX: 9.3.3 (1)Shire of Northampton Local Planning Scheme No. 11

Reserve 25447 Lot 513 (on Deposited Plan 424035) Porter Street, Kalbarri is zoned Public Open Space and is vested with the Shire of Northampton for 'Recreation' purposes. The objectives of the Reserve are as follows:

Reserve Name	Objectives
Public Open Space	<ul style="list-style-type: none"> • To set aside areas for public open space, particularly those established under the <i>Planning and Development Act 2005</i> s. 152. • To provide for a range of active and passive recreation uses such as recreation buildings and courts and associated car parking and drainage.

“2.2.1 A person shall not use or commence or carry out development on reserved land without first having obtained the planning approval of Council under Part VI of the Scheme, and in determining an application for planning approval Council shall have regard to:

- (a) the matters set out in Clause 6.5; and*
- (b) the ultimate purpose intended for the reserved land,*

and Council shall, in the case of land reserved for the purposes of a public authority, confer with that authority before giving its approval.”

APPENDIX: 9.3.3 (2)Shire of Northampton Kalbarri Townsite Strategy

The strategic vision of the *Kalbarri Townsite Local Planning Strategy* is:

“To develop a long term Strategy for the future development and enhancement of Kalbarri that recognises, builds upon and promotes the tourism and residential values of the location in an environmentally and economically sustainable manner.”

The strategic objectives of the Strategy are:

- *“To enhance Kalbarri’s position as a premier family holiday destination within Western Australia while recognising the continuing value and importance of non-family Intrastate, Interstate and International visitors.*
- *To broaden Kalbarri’s economic and employment base by furthering Kalbarri’s position as a desirable alternative residential and employment location within the Mid-West.*
- *To protect and enhance Kalbarri’s unique urban values and particularly its connectivity to the surrounding natural environment together with its compactness and high level of walkability.”*

APPENDIX: 9.3.4 (1)State Planning Policy 7.3 – Residential Design Codes (R-Codes) 2021

The *Residential Design Codes* (R-Codes) are formulated using a modified “performance” approach. The “Deemed-to-Comply” provisions contained in the R-Codes provide a means by which development can be assessed as being compliant, while the “Design Principles” allow the possibility of other ways of achieving an acceptable outcome.

For developments within the Residential R-12.5 zone, The *Residential Design Codes* (R-Codes) apply. The R-Codes have the following objectives:

- (a) *To provide residential development of an appropriate design for the intended residential purpose, density, context of place and scheme objectives.*
- (b) *To encourage design consideration of the social, environmental and economic opportunities possible from new housing and an appropriate response to local amenity and place.*
- (c) *To encourage design which considers and respects heritage and local culture*
- (d) *To facilitate residential development which offers future residents the opportunities for better living choices and affordability.*

The proposed outbuilding complies with the “Deemed-to-Comply” provisions of the *Residential Design Codes (2021)*, including *clause 5.1.3 Lot Boundary Setbacks*, with the exception of:

- Outbuildings – Clause 5.4.3.

Shire of Northampton Local Planning Scheme No. 10 – Northampton

The land is zoned “Residential R-12.5” under *Local Planning Scheme No. 10*.

The objectives of the ‘Residential’ zone under Scheme No. 10 are:

- *To provide for a range of housing and a choice of residential densities to meet the needs of the community.*
- *To facilitate and encourage high quality design, built form and streetscapes throughout residential areas.*
- *To provide for a range of non-residential uses, which are compatible with and complimentary to residential development.*

APPENDIX: 9.3.4 (2)Shire of Northampton Local Planning Policy – Repurposed and Second-hand Dwellings

Council adopted the “Repurposed and Second-hand Dwellings” Local Planning Policy on 16 June 2005, with the latest review of the Policy conducted in June 2014.

The Local Planning Policy for Repurposed and Second-hand Dwellings states the following objectives:

- 3.1 *To ensure that any development proposing to use a repurposed or second-hand building meets acceptable aesthetic and amenity requirements in the locality for which it is proposed.*
- 3.2 *To ensure that any repurposed or second-hand dwelling does not detract from an existing (or reasonably desired) streetscape.*
- 3.3 *To enable the local government to retain such monies (bonds) to ensure the desired standard of development is achieved.*

Clause 5.1 Conditions states:

Buildings that are repurposed for residential use or are second-hand dwellings are, in some instances, of poor condition and as such the local government may impose conditions to ensure the building presentation is of an acceptable standard to enhance the streetscape appearance. Such conditions may include (but are not limited to) the following:

- a) *Need for additional setbacks over and above the prescribed minimum and the need for screening via landscaping and/or boundary fencing;*
- b) *A bond/bank guarantee and legal agreement to ensure the external appearance of the repurposed or second-hand dwelling has been completed to the approval of the local government;*
- c) *The space between the ground level and the floor level being suitably enclosed;*
- d) *Upgrading, alterations or additional design features that will enhance the elevations and architectural detail of the proposed development (ie. roof pitch, eaves, colours/materials and external treatments);*
- e) *The roof and / or walls being clad of non-reflective materials and be consistent or complimentary in colour with the surrounding natural landscape features or desired streetscape; and*
- f) *Require landscaping and constructed vehicle access to be established within a specified timeframe and thereafter maintained.*

Clause 5.2 Development Guidelines states:

All repurposed and second-hand dwellings shall adequately address the following development standards:

5.2.1 Verandahs, balconies etc on frontages

In order to ensure that the repurposed or second-hand dwelling does not detract from an existing (or reasonably desired) streetscape, the proposed development is required to provide verandahs, awnings, balconies, porches, porticos or other architectural relief on the elevations that are viewed from the street.

5.2.2 Materials

The use of “Zincalume” or light coloured “Colorbond” roof sheeting is permitted for dwellings under this Policy. However, care must be taken to ensure the location of the dwelling and the roof pitch used does not produce glare nuisance to surrounding properties or passing traffic.

The use of most types of wall cladding for dwellings is supported in the spirit of allowing architectural choice. Steel wall cladding is to be pre-painted „Colorbond” custom orb type. „Trimdeck” profile wall sheeting is not permitted. The use of unpainted „Zincalume” wall sheeting is not permitted, unless used as an architectural feature on no more than 10% of the surface area of a facade.

Where appropriate the use of varied building materials is encouraged to provide architectural relief.

5.2.3 Roof Design

Roof design can utilise gable, hipped or skillion design. Flat roofs are only permitted where the design of the building has been extensively enhanced by other external treatments and is an integral part of the modern profile of the dwelling.

5.2.4 External Treatments

Notwithstanding the requirement of Clause 5.2.1 above, in order to achieve high standard of dwelling construction and an appropriate level of amenity repurposed and second-hand dwellings will be required to address their external facades with additional windows or larger openings, the use of verandahs, decking or other architectural relief to side and rear elevations.

It is also recommended that alternative materials be sought for window treatments (ie wooden French and bi-fold doors).

5.2.5 Landscaping

In order to not detract from an existing (or reasonably desired) streetscape the proposed development is required to lodge and implement a landscape plan.

Shire of Northampton Local Planning Policy – Outbuildings

Council adopted the “Outbuildings” Local Planning Policy on 16 November 2007, with the latest review of the Policy conducted in August 2018.

The Local Planning Policy for Outbuildings states the following objectives:

- 2.1 To alter the deemed-to-comply provisions of the R-Codes for Design Principle 5.4.3 and 6.4.4 – Outbuildings.
- 2.2 To provide further clarity and a clear interpretation to the definition of an 'outbuilding'.
- 2.3 To ensure that outbuildings are not used for habitation or commercial purposes by controlling building bulk (size and height).
- 2.4 To limit the visual impact of outbuildings.
- 2.5 To encourage the construction of outbuildings in materials and colours that complements the landscape and amenity of surrounding areas.
- 2.6 To ensure that the outbuilding remains an ancillary use to the main dwelling or the principle land use on the property.

Clause 3.8 provides further guidance on the erection of outbuildings on vacant land within the residential area, as follows:

- 3.8 Outbuildings on Vacant Residential, Rural Residential and Rural Smallholding Land
 - 3.8.1 The erection of an outbuilding on vacant residential, rural residential and rural smallholding zoned land shall not be approved unless the following requirements have been satisfied:
 - a) The residence has been completed up to, and including, the pouring of a concrete house slab (although variation to this is permitted where the slabs for the residence and outbuilding are poured concurrently); or
 - b) A building permit having been issued for the construction of the residence on the property with written evidence of a signed building contract with a registered builder for the construction of the residence, and a commitment date that is within 6 months by that builder for the commencement of construction of the residence; or
 - c) In the case of an owner builder, a building permit for a residence has been issued by the local government and the applicant shall lodge with the local government a Statutory Declaration providing a commitment to construct a residence and an accompanying commencement date that is within 6 months. The applicant will also be required to lodge a bond of amount of \$10,000.00 that will be repaid to the applicant upon completion of the final inspection of the residence.
 - 3.8.2 The approval of the outbuilding, prior to the residence, will be subject to the outbuilding not being used for habitable purpose in residential zoned areas, and in rural residential and rural smallholding zoned areas will be subject to *Local Planning Policy – Caravans for Temporary Accommodation*.
 - 3.8.3 In residential zoned areas the applicant/landowner will also be required to complete fencing of the side and rear property boundaries for the purpose of lessening the visual impact of the building from neighbouring properties and the road to the approval of the local government.

APPENDIX: 9.3.4 (2)Shire of Northampton Local Planning Policy – Repurposed and Second-hand Dwellings

Council adopted the “Repurposed and Second-hand Dwellings” Local Planning Policy on 16 June 2005, with the latest review of the Policy conducted in June 2014.

The Local Planning Policy for Repurposed and Second-hand Dwellings states the following objectives:

- 3.1 *To ensure that any development proposing to use a repurposed or second-hand building meets acceptable aesthetic and amenity requirements in the locality for which it is proposed.*
- 3.2 *To ensure that any repurposed or second-hand dwelling does not detract from an existing (or reasonably desired) streetscape.*
- 3.3 *To enable the local government to retain such monies (bonds) to ensure the desired standard of development is achieved.*

Clause 5.1 Conditions states:

Buildings that are repurposed for residential use or are second-hand dwellings are, in some instances, of poor condition and as such the local government may impose conditions to ensure the building presentation is of an acceptable standard to enhance the streetscape appearance. Such conditions may include (but are not limited to) the following:

- a) *Need for additional setbacks over and above the prescribed minimum and the need for screening via landscaping and/or boundary fencing;*
- b) *A bond/bank guarantee and legal agreement to ensure the external appearance of the repurposed or second-hand dwelling has been completed to the approval of the local government;*
- c) *The space between the ground level and the floor level being suitably enclosed;*
- d) *Upgrading, alterations or additional design features that will enhance the elevations and architectural detail of the proposed development (ie. roof pitch, eaves, colours/materials and external treatments);*
- e) *The roof and / or walls being clad of non-reflective materials and be consistent or complimentary in colour with the surrounding natural landscape features or desired streetscape; and*
- f) *Require landscaping and constructed vehicle access to be established within a specified timeframe and thereafter maintained.*

Clause 5.2 Development Guidelines states:

All repurposed and second-hand dwellings shall adequately address the following development standards:

5.2.1 Verandahs, balconies etc on frontages

In order to ensure that the repurposed or second-hand dwelling does not detract from an existing (or reasonably desired) streetscape, the proposed development is required to provide verandahs, awnings, balconies, porches, porticos or other architectural relief on the elevations that are viewed from the street.

5.2.2 Materials

The use of “Zincalume” or light coloured “Colorbond” roof sheeting is permitted for dwellings under this Policy. However, care must be taken to ensure the location of the dwelling and the roof pitch used does not produce glare nuisance to surrounding properties or passing traffic.

The use of most types of wall cladding for dwellings is supported in the spirit of allowing architectural choice. Steel wall cladding is to be pre-painted „Colorbond” custom orb type. „Trimdeck” profile wall sheeting is not permitted. The use of unpainted „Zincalume” wall sheeting is not permitted, unless used as an architectural feature on no more than 10% of the surface area of a facade.

Where appropriate the use of varied building materials is encouraged to provide architectural relief.

5.2.3 Roof Design

Roof design can utilise gable, hipped or skillion design. Flat roofs are only permitted where the design of the building has been extensively enhanced by other external treatments and is an integral part of the modern profile of the dwelling.

5.2.4 External Treatments

Notwithstanding the requirement of Clause 5.2.1 above, in order to achieve high standard of dwelling construction and an appropriate level of amenity repurposed and second-hand dwellings will be required to address their external facades with additional windows or larger openings, the use of verandahs, decking or other architectural relief to side and rear elevations.

It is also recommended that alternative materials be sought for window treatments (ie wooden French and bi-fold doors).

5.2.5 Landscaping

In order to not detract from an existing (or reasonably desired) streetscape the proposed development is required to lodge and implement a landscape plan.